

CAR-ATARI, Pune
DETAILS OF ANNUAL PROGRESS REPORT OF KVKs DURING 2025
(January 2025 to December 2025)

1. GENERAL INFORMATION ABOUT THE KVK

1.1. Name and address of KVK with phone, fax and e-mail

Address with PIN code	Telephone		E mail	Website address & No. of visitors (hits)
	Office	FAX		
Krishi Vigyan Kendra, At. Karda Post Mothegaon, Tah. Risod, Dist. Washim	7251-222260	7251-222260	kvk.washim@yahoo.com	www.kvkwashim.com

1.2. Name and address of host organization with phone, fax and e-mail

Address	Telephone		E mail	Website address
	Office	FAX		
Suvide Foundation, Loni Road, Risod, Dist. Washim	7251-222260	7251-222260	kvk.washim@yahoo.com	www.kvkwashim.com

1.3. Name of the Senior Scientist and Head with phone & mobile No.

Name	Telephone / Contact		
	Office	Mobile	Email
Dr.Ravindra L. Kale	7251-222260	7350205746	fishrlk@gmail.com

1.4. Date and Year of sanction: 16/11/1994

1.5. Staff Position (as on December, 2025)

Sl. No.	Sanctioned post	Name of the incumbent	Mobile No.	Discipline	If Permanent, Please indicate		Date of joining	If Temporary, pl. indicate the consolidated amount paid (Rs./month)
					Current Pay Band	Current Grade Pay		
1.	Senior Scientist and Head	Dr. R.L .Kale	7350205746	Fisheries Science	Level 13A	176500	1.4.214	Permanent
2.	Subject Matter Specialist	Dr.S.K.Deshmukh	9422938764	Extension Education	Level 10	120900	19.5.1995	Permanent
3.	Subject Matter Specialist	R.S.Daware	9423133738	Plant Protection	Level 10	120900	24.5.1995	Permanent
4.	Subject Matter Specialist	N.B.Patil	9921008575	Horticulture	Level 10	77700	16.7.213	Permanent
5.	Subject Matter Specialist	T.S.Deshmukh	8275302195	Agronomy	Level 10	75400	1.6.214	Permanent
6.	Subject Matter Specialist	Dr.D.N.Ingole	911927842	Agril. Economic	Level 10	75400	02.5.216	Permanent
7.	Subject Matter Specialist	M.S.Deshmukh	903060483	Animal Science	Level 10	59500	20.11.2023	Permanent
8.	Programme Assistant	S.N.Watane	940475397	Home Science	Level 06	53600	05.3.212	Permanent
9.	Computer Programmer	S.R.Bavaskar	9423430509	Computer Programmer	Level 06	76500	04.4.2000	Permanent
10.	Farm Manager	P.V.Deshmukh	9370093444	Farm Manager	Level 06	46200	04.1.217	Permanent
11.	Accountant/Superintendent	R.V.Kothale	9422938753	O.S/Accountant	Level 06	76500	1.12.2000	Permanent
12.	Stenographer	Vacant	-	-	-	-	-	-
13.	Driver 1	G.S.Sarnaik	9850232027	-	Level 03	43100	15.5.1995	Permanent
14.	Driver 2	N.G.Deshmukh	772001184	-	Level 03	22400	2.12.2024	Permanent
15.	Supporting staff 1	S.G.Tawar	9422938743	-	Level 1	36500	15.5.1995	Permanent
16.	Supporting staff 2	D.W.Ganthade	9096162733	-	Level 1	35400	11.10.1995	Permanent

1.6. Total land with KVK (in ha): 21.50

S. No.	Item	Area (ha)
1	Under Buildings	0.30
2.	Under Démonstration Unit	3.20
3.	Under Crops	12.50
4.	Horticulture	3.00
5.	Pond	0.20
6.	Others if any (Specify)	2.30

1.7. Infrastructural Development:

A) Buildings

S. No.	Name of building	Source of funding	Stage					
			Complete			Incomplete		
			Completion Year	Plinth area (Sq. m)	Expenditure (Rs.)	Starting year	Plinth area (Sq. m)	Status of construction
1.	Administrative Building	ICAR	1998	696	485760	-	-	-
2.	Farmers Hostel	ICAR		37				
3.	Staff Quarters (6)	ICAR	2000	105	3020000	-	-	-
4.	Demonstration Units (2)	ICAR	1996	325	70000	-	-	-
5	Fencing	-	-	-	-	-	-	-
6	Rain Water harvesting system	-	-	-	-	-	-	-
7	Threshing floor							
8	Farm godown	-	-	-	-	-	-	-
9	ICT lab	-	-	-	-	-	-	-
10	IFS Model	ICAR	217	1 Ha	300000	217	-	-
11	VIDATA Training centre	NGO	218	418.06	130.34	216		

B) Vehicles

Type of vehicle	Year of purchase	Cost (Rs.)	Total kms. Running	Present status
Jeep Mahindra	2016	800000	155230 (Kms)	Need to be replaced.
Tractor	2009	499000	177 (hrs.)	Need to be replaced.

C) Equipment & AV aids

Name of the equipment / Implements	Year of purchase	Cost (Rs.)	Present status
Over Head Projector	2002	25120	OK
LCD Projector	2005	110230	OK
TV & VCD	2003	13500	Need to be replaced.
Sound system	2002	102000	Need to be replaced
Video Camera	2005	38000	OK
Xerox Machine	2009	149620	Need to be replaced
Digital Camera	2009	19850	Need to be replaced
Fax Machine	2009	19800	Need to be replaced.
Generator	2009	250087	Need to be replaced.
Over Head Projector	2002	25120	OK
LCD Projector	2005	110230	OK
TV & VCD	2003	13500	Need to be replaced.

1.8. Details of SAC meeting conducted in the year:

Date	Name and Designation of Participants	Salient Recommendations	Action taken
10/12/2025	Shri.Sanjay D. Ukalkar Trustee, Suvide Foundation's.	1. Agronomy to include BBF technology, ridges and furrows in frontline demonstrations.	Include the programme in the
	Dr. Umesh Chinchamaltpure, (Chief Extension Education Officer, PDKV Akola)	2. Conduct demonstration on Pigeon Pea variety 'Godawari' under Pulses FLD.	Action plan
	Dr.Tushar Athare, (ATARI, Pune) joined online	3. Undertake HDPS Cotton field assessment with nipping trials.	2006
	Dr.B.D.Gite (Assoc. Prof)	4. Demonstrate Wheat Variety AKW-5100 and newly released Linseed varieties.	
	Shri. Aarif Shah, DSAO Washim	5. Document and refer Chia cultivation technologies for crop diversification trials.	
	Mrs.Anisha Mahabale, PD ATMA Washim	6. Develop and demonstrate post-harvest cleaning and grading mesh technology for Chia to meet farmer demand.	
	Shri.Shankar Kokadwar, DDM NABARD	7. Horticulture to organize skill-based pruning training for labourers and provide hands-on field-level demonstrations in coordination with the Agriculture Department.	
	Shri.S.P.Phadke, Sericulture	8. Demonstrate horticulture technologies in Model Villages and organize exposure visits cum study tours for farmers of Shelgaon Ghuge.	
	Dr.J.P.Kendre, Veterinary Dept.	9. Seek funding for FFS programmes in Orange, Turmeric, Mango, Onion, Banana, and Apiculture.	
	Shri.Munir Shaikh	10. Facilitate backward–forward linkage for potato growers of Shelgaon Ghuge for marketing in Akola.	
	Shri.Anil T. Rathod	11. Make Azolla culture available to farmers on a commercial basis.	
	Shri.S.R.Wagh	12. Convert Metarhizium-based tick control from FLD to OFT under Animal Science.	
	Shri.R.R.Deshmane	13. Provide Metarhizium mother culture from KVK's Biocontrol Lab to district-level farm labs.	
	Shri. V.P.Tonpe	14. As 300 ppm NSKE is unavailable in the market, recommend 1500 ppm formulation as per technical standards.	
	Mrs.Kalpna S.Deshmukh	15. For OFT on Pigeon Pea Root Rot, conduct T2 treatment using bed method.	
	Dr.Gajanan K. Dhawale	16. Home Science discipline to take value-addition trials using Chia as a superfood.	
	Mrs.Kalyani A. Mhaske	17. In FLD on Super Grain Bags, test storage performance using locally available gunny bags or fertilizer bags.	
	Mrs.Balabai U.Sonune		
	Mrs.Suchita P.Deshmukh		
	Mrs.Sharada S.Deshmukh		
	Shri.Suresh P.Wankhede		
	Shri.Ramesh K. Borkar		
	Dr.R.L.Kale, Member Secretary		

2. DETAILS OF DISTRICT / JURISDICTION AREA OF KVK

2.1. Major farming systems/enterprises (based on the analysis made by the KVK)

S.No	Farming system/enterprise
1	Agriculture
2	Agriculture +Horticulture
3	Agriculture +Dairy
4	Agriculture + Sericulture
5	Agriculture + Goat rearing
6	Agriculture +Fisheries
7	Agriculture +Poultry
8	Agriculture +Dairy

2.2. Description of Agro-climatic Zone & major agro ecological situations (based on soil and topography)

S. No.	Agro-climatic Zone (Planning Commission)	Characteristics
1	Agro-climatic sub zone No.3 of the Agro climatic Zone No. 9 as per NARP classification	Washim district is divided into two agro climatic zones ACZ-7 and ACZ-8 having assured rainfall of 828mm with hilly area with light to medium soil, medium soil with single crop, and medium soil with double crop rainfed and medium soil with double crop irrigation in agro-ecological situation. I,II,III and IVth respectively.

a) Topography

S. No.	Agro ecological situation	Characteristics
1	AES – I: Hilly Area With Light To Medium Soil (Somthana)	Malegaon & Manora blocks of the District Comprising 20.40% cultivable area. The crops grown in this situation are moong, Urid, Jowar, Tur, Soybean, and Cotton. Horticultural crops like orange, vegetables are grown on the well irrigated areas.
2	AES-II. Medium soil with single crop (Chambhai)	Part of Mangrulpir and Karanja blocks of the District And comprising 31.35% of District. The soil in these situations is predominantly black cotton soil. Major crops grown are vegetables are grown on well irrigation.
3	AES- III Medium Soil with Double Crop.	Malegaon, Risod and Partly Washim block of the District This situation has got a very large area about 47% of total cultivated area of the District. The crops grown in the situation are soybean, Tur, Gram, Safflower, Wheat and Fruit crops like orange, and Aonla.
4	AES- IV Medium Soil With Double Crop Irrigated	Part of Washim and few parts of Mangrulpir blocks covering the cultivated area of District The crops grown in this situation area Soybean, Tur Jowar, Moong, Udid, Gram, Wheat, Safflower. Under canal irrigation summer groundnut is also grown.

2.3 Soil Types

S. No	Soil type	Characteristics	Area in ha
1	Shallow/light soil (55%)	Well drained	237000
2	Medium black soil (30%)	Medium deep, well-drained soil	129000
3	Heavy black soils	Deep well drained	65000

2.4. Area, Production and Productivity of major crops cultivated in the area of jurisdiction of KVK (2025)

S. No	Crop	Area (ha)	Production (000 T)	Productivity (Kg/ha)
	Major Field crops			
1	Soybean.	299221	499699t	16.70
2	Cotton.	29329	99029(*170kg)	5.74
3	Pigeon pea.	66436	46705t	7.03
4	Green gram (S).	107	589t	5.85
5	Black gram.	1433	896t	6.25
6	Chick pea.	74623	28621t	7.86
7	Wheat	41556	13041t	25.9
8	Kharif Sorghum.	408	192t	4.70
9	Safflower.	764	504t	6.50
10	Groundnut (summer)	2918	5850t	20.04
11	Linseed.	81	38	3.70
12	Sesamum	19	04	2.0
	Major Horticultural crops			
1	Mandarin	12606.95	97670.34	9.424
2	Turmeric	15322.7	283470	18.5
3	Custard Apple	549.8	2485	7
4	K. Lime	353.31	1606	5.5
5	Mango	294.25	35.891	1.889
6	Guava	115.15	9700	10
7	Sweet Orange	66.4	338.1	6.762
8	Pomegranate	30.5	53.73	2.985
9	Banana	127.6	1695	30
10	Dragon fruit	3.2	6	3.75
11	Onion	255.7	0	18.9
12	Tomato	3793.1	0	25

Source:

2.5. Weather data (2025)

Month	Average RF (mm)	Normal RF(mm)	Normal Rainy days (number)	Temperature (° C)		Relative Humidity (%)	
				Maximum	Minimum	Maximum	Minimum
Jan-25	-	0	0	36.2	13	94	17
Feb-25	-	0	0	36.8	18.6	72	45
Mar-25	-	0	0	40.2	18.8	89	43
Apr-25	-	3	1	43.5	22	61	38
May-25	-	157.2	7	43	22	98	38
Jun-25	166.4	211	7	38.4	21	98	44
Jul-25	162.3	208	13	30.8	21.2	100	15
Aug-25	405	326.7	14	32	21	100	65
Sep-25	124.9	295.8	15	32.6	19.2	99	84
Oct-25	65.8	54.7	3	33.4	14.8	97	70
Nov-25	10.9	5.1	1	33.6	11	88	67
Dec-25	8.9	0	0	30.6	10.2	80	54
Total	944.2	1261.5	61	-	-	-	-

2.6. Production and productivity of livestock, Poultry, Fisheries etc. in the district

Category	Population (No)	Production	Productivity
Cattle			
<i>Crossbred</i>	5271	42168	8 lit/day
<i>Indigenous</i>	158775	158775	1 lit/day
Buffalo	53826	322956	6 lit/day
Sheep	9394	00	00
Goats	127477	-	290 ml/day
Poultry	122682	-	-
Hens	137479	291cores/years	232 eggs/day
<i>Desi</i>	-	-	-
Category	Area	Production (mt.)	Productivity
Fish (Reservoir)	6300 Ha water spread area	1500-2000	2.5-3.0 t/ha

2.7. Details of Operational area / Villages

Taluka / Block	Name of the village	Major crops & enterprises	Major problem identified	Identified Thrust Areas
Agronomy:				
Malegaon	Warud, Sohol, Ekamba, Goksawangi, Shirpur, Wasari, Sukanda	Soybean, Pigeon pea, Bengal gram and Wheat	Soybean & Wheat Crop nutrient deficiency, Lack of recommended new improved varieties with high yield, Pre-sowing seed treatment, Fertilizer use, weedicide use	Introduction of new variety, IPM, IDM, INM, BBF, seed treatment through FLD, OFT, training extension activity etc. Organic Manure & Vermi-compost production, Pigeon pea
Horticulture				
Risod	Wadgi	Orange	Dieback, Fruit Drop, Poor Quality, Uneven Fruiting, Phytophthora infestation, Bahar Management, Irrigation practices	Bahar Treatment in Orange, INM, Citrus Declining, Irrigation management,
		Guava	Awareness about Planting practices. Lack of Training and pruning. Lack nutrient management, Bahar management Nematode and other pest disease	Training and Pruning in Guava INM and IPM Bahar Treatment.
		Turmeric	Unavailability of quality planting material of short duration varieties, Water scarcity for timely sowing, Poor yield and quality. Quality deterioration due to Post harvest processing & handling	Introduction of Short duration varieties, INM, IPM, Post-Harvest Management
Risod	Belkheda	Orange	Dieback, Fruit Drop, Poor Quality, Uneven Fruiting, Phytophthora infestation, Bahar Management, INM, Irrigation practices	Bahar Treatment in Orange, INM, Citrus Declining, Irrigation management,
Risod	Asegaon	Turmeric	Unavailability of quality planting material of short duration varieties, Water scarcity for timely sowing, Poor yield and quality. Quality deterioration due to Post harvest processing & handling	Introduction of Short duration varieties, INM, IPM, Post-Harvest Management
Malegaon	Nandana	Orange	Dieback, Fruit Drop, Poor Quality, Uneven Fruiting, Phytophthora infestation, Bahar Management, Irrigation practices	Bahar Treatment in Orange, INM, Citrus Declining, Irrigation management,

		Turmeric	Unavailability of quality planting material of short duration varieties, Water scarcity for timely sowing, Poor yield and quality. Quality deterioration due to Post harvest processing & handling	Introduction of Short duration varieties, INM, IPM, Post-Harvest Management
		Onion	Scarcity of irrigation water in bulb development stage, Poor quality and Yield, Heavy Incidence of weeds, Low market rates, improper storage of produce	Off season (Kharif & Late Kharif) onion production, INM, Nursery Management, Post-Harvest Management
		Onion Seed Production	Low Yield due to traditional sowing practices, Incidence of pest and diseases, poor Pollination, Imbalance nutrient management.	Sowing practices in onion seed production, IPM, INM, Micro irrigation systems, Pollination
		Watermelon	Poor Fruit Setting, Poor Fruit quality, Low market rates	Integrated Nutrient Management, Efficient use of insecticides, Off Season Cultivation, Mulching & Irrigation practices
Washim	Adoli	Orange	Dieback, Fruit Drop, Poor Quality, Uneven Fruiting, Phytophthora infestation, Bahar Management, INM, Irrigation practices	Bahar Treatment in Orange, INM, Rejuvenation , Irrigation management,
Plant Protection				
Risod	Wadji	Bengal gram	Use of older variety and pest and disease incidence result in low yield.	IPM and IDM through FLD,OFT, training extension activity etc.
Washim	Pardi Takmor	Soybean	Use of older variety and pest and disease incidence result in low yield.	IPM and IDM through FLD,OFT, training extension activity etc.
Malegaon	Mungala	Pigeon pea	Use of older variety and pest and disease incidence result in low yield.	IPM and IDM through FLD,OFT, training extension activity etc.
Mangarulpir	Warud	Pigeon pea	Use of older variety and pest and disease incidence result in low yield.	IPM and IDM through FLD,OFT, training extension activity etc.
Karanja	Dhotra	cotton	Use of older variety and pest and disease incidence result in low yield.	IPM and IDM through FLD,OFT, training extension activity etc.
Mangrulpir	Dastapur	Soybean	Use of older variety and pest and disease incidence result in low yield.	IPM and IDM through FLD,OFT, training extension activity etc.
Washim	Kalmba Mahali	Bengal gram	Use of older variety and pest and disease incidence result in low yield.	IPM and IDM through FLD,OFT, training extension activity etc.

Animal Science				
Washim	Hivera	Agriculture, Dairy, Poultry & Goatery	Selection of improper breed , Fodder Management	Feeding management of dairy animal. Improved poultry breed for rural poultry farming. Improved goat breed for rural goat farming. Improved fodder technology
Risod	Gobhani, Kurha	Agriculture, Dairy, Poultry & Goatery	Selection of improper breed , Fodder Management	Feeding management of dairy animal. Improved poultry breed for rural poultry farming. Improved goat breed for rural goat farming. Improved fodder technology
Malegoan	Shelgoan Bodade, Bhaurad	Agriculture, Dairy, Poultry & Goatery	Selection of improper breed , Fodder Management	Feeding management of dairy animal. Improved poultry breed for rural poultry farming. Improved goat breed for rural goat farming. Improved fodder technology
Karanja	Dhotra jahagir, Kotari	Agriculture, Dairy, Poultry & Goatery	Selection of improper breed , Fodder Management	Feeding management of dairy animal Improved poultry breed for rural poultry farming Improved goat breed for rural goat farming. Improved fodder technology
Agriculture Economics				
Karanja	Dhotra, Gaiwal	Agri. Crops & allied enterprise	Production Tech.,	Adoption awareness in different activities
Mangrulpir	Kothari , Dastapur		Market Information & Market Intelligence ,	Farmer Training on selected tech.
Washim	Kalamba Mahali ,Adholi, Shelgaon Ghuge.		Adoption Tech.	Impact of socio economic status of the adopted farmer
Risod	Nandhana , Netansa		Lac of information newly release technology	Economics analysis of selected activities
Malegaon	Bhaurad, Goksawangi			

Home Science				
Karanja	Manbha, Kamergaon	Soyabean, pigeon pea, cotton	Unaware about balance Diet and Women friendly farm implements/tools	Household food security, Drudgery reduction and value addition, Income generation activity for RY& Farm women
Mangrulir	Dastapur	Soyabean, pigeon pea, cotton	Unaware about balance Diet and Women friendly farm implements/tools	Household food security, Drudgery reduction and value addition, Income generation activity for RY& Farm women
Washim	Kalamabamahali, Adoli, Parditakmor	Soyabean, pigeon pea, cotton	Unaware about balance Diet and Women friendly farm implements/tools	Household food security, Drudgery reduction and value addition, Income generation activity for RY& Farm women
Risod	Shelgaon Rajguru Karda	Soyabean, pigeon pea, cotton, chia	Unaware about balance Diet and Women friendly farm implements/tools	Household food security, Drudgery reduction and value addition, Income generation activity for RY& Farm women

2.8. Priority thrust areas:

1) Agronomy

Crop/Enterprise	Thrust area
Soybean	Integrated Nutrient Management, Integrated Crop Management, PGR
Cotton	PGR, INM, IPM, ICM, HDPS/CS
Pigeon pea	IPM, Varietal Assessment, PGR
Green gram	IPM, Varietal Assessment, PGR
Black gram	IPM, Varietal Assessment
Groundnut	ICM practices
Safflower	ICM practices
Gram	INM, IPM, varietal Assessment, Integrated Crop Management
Wheat	Weed management, Varietal Assessment, NF

2) Horticulture:

Mandarin	Bahar Management & INM, Irrigation management ,Training and pruning HDP
Turmeric	Varietal Diversification, Introduction of Short duration varieties, Integrated Nutrient Management
Onion	Off season (Kharif & Late Kharif) production, Integrated Nutrient Management & Nursery Management, Improved Planting methods in onion seed production, Natural Farming, IPM, INM, Micro irrigation systems, Pollination method in Onion Seed production
Mango	INM, HDP, Training and pruning & Bahar management

3) Plant protection:

Crop / Enterprise	Thrust area
Soybean	Integrated Pest Management & Integrated Disease Management
Pigeon pea	Integrated Pest Management & Integrated Disease Management
Bengal gram	Integrated Pest Management & Integrated Disease Management
Vegetables	Integrated Pest Management & Integrated Disease Management
Citrus	Integrated Pest Management & Integrated Disease Management

4) Animal Science:

Crop / Enterprise	Thrust area
Cattle	Conservation of local cattle breeds
Cattle	Management of cattle's in summer season
Cattle	Control of sub clinical mastitis

Buffalo	Feed management in dairy animals
Goat	Breed improvement in goats
Poultry	Breed improvement in Poultry for eggs & meat

5) Agriculture Econ:

Thrust area
Sustainable crop diversification
Integrated Farming System (IFS) module
Agro-processing & Value addition.
Market Linkages & FPOs
Water & Soil conservation
Natural & Organic farming
Risk Management

6) Home Science

Thrust area
Household Food security
Drudgery Reduction for farm women
Women empowerment
Value Addition
Income generation activity

7) Fishery Science

Thrust area
Composite Fish culture
Reservoir & pond fisheries
Seed production & Hatchery Management
Integrated fish farming
Feed & Nutrition Management
Market linkage & Value addition

3. TECHNICAL ACHIEVEMENTS

3.1. A. Details of target and achievements of mandatory activities

OFT				FLD			
1				2			
Number of OFTs		Number of farmers		Number of FLDs		Number of farmers	
Targets	Achievement	Targets	Achievement	Targets	Achievement	Targets	Achievement
15	14	138	117	17	17	322	322

Training				Extension Programmes			
3				4			
Number of Courses		Number of Participants		Number of Programmes		Number of participants	
Targets	Achievement	Targets	Achievement	Targets	Achievement	Targets	Achievement
141	182	2620	6593	234	300	17500	23384

Seed Production (Qtl.)		Planting materials (Nos.)	
5		6	
Target	Achievement	Target	Achievement
121	144.44	2500	1500

Livestock, poultry strains and fingerlings (No.)		Bio-products (Kg)	
7		8	
Target	Achievement	Target	Achievement
2000	14960	0	0

3.1. B. Operational areas details during 2025.

S.No.	Major crops & enterprises being practiced in cluster villages	Prioritized problems in these crops/ enterprise	Extent of area (ha/No.) affected by the problem in the district	Names of Cluster Villages identified for intervention	Intervention (OFT, FLD, Training, extension activity etc.)*
	Agronomy				
1	Soybean	Moisture stress, Stunted growth & reduced yield, Stem fly & girdle beetle incidence	280000	Dastapur, Warud, Sohol, Dhotra J., Gaywal, Kalamaba mahali, Parditakmor, Wadji, Mungala	<ul style="list-style-type: none"> OFT, FLD, Training, Field visit, Field Day
2	Cotton	Moisture stress, Longer duration, Pest Weed complex, Low yield,	19518	Karanja & Risod Blocks	<ul style="list-style-type: none"> OFT, FLD, Training, Field visit, Field Day
3	Pigeon pea	Low yield, stunted height, weaker stem & branching, wilting	35000	Dastapur, Warud, Sohol, Dhotra J., Gaywal, Kalamaba mahali, Parditakmor, Wadji, Mungala	<ul style="list-style-type: none"> OFT, FLD, Training, Field visit, Field Day
4	Safflower	Lower soil moisture, Pest losses, low yield	300	Risod block	<ul style="list-style-type: none"> OFT Training, Field visit, Field Day
5	Linseed	Lower soil moisture, Pest losses, low yield	50	Risod block	<ul style="list-style-type: none"> OFT Training, Field visit, Field Day
6	Bengal gram	Low yield, stunted height & yellowing, weaker branching, wilting	21000	Dastapur, Warud, Sohol, Dhotra J., Gaywal, Kalamaba mahali, Parditakmor, Wadji, Mungala	<ul style="list-style-type: none"> OFT, FLD, Training, Field visit, Field Day
7	Wheat	Water shortage, variety suitable for dryland sowing and limited irrigation, Low yield, Substitute crop	4000	Dastapur, Warud Sohol, Gaywal, Kalamaba mahali, Wadji, Mungala, Gaywal,	<ul style="list-style-type: none"> OFT, FLD, Training, Field visit, Field Day

		to alter the Gram suffering by wilt disease		Wadji, Ekamba, Kawatha	
8	Groundnut Summer	Low yield, pegging failure	2000	Risod Malegaon block	<ul style="list-style-type: none"> • FLD, Training, Field Day visit,
	Horticulture				<ul style="list-style-type: none"> •
1	Mandarin	Improper Bahar Treatment, Imbalance nutrient management, indiscriminate use of chemical fertilizers, Poor Quality & Low Yield, Fruit drop, Uneven bearing, Alternate bearing, Unwanted flowering in Ambia season (Ambia Bahar)	4500 ha	Wadgi, Shelgaon Ghuge, Adoli, Ghata, Belkheda, Wanoja, Shendurjana,	<ul style="list-style-type: none"> • Demonstration on Crop regulation in Mandarin • Assessment on Nutrient Management for quality fruit production in Mandarin • Assessment on use of NAA 300 ppm for abdonment of ambia bahar flowers for higher yield in subsequent mrig bahar of mandarin <p>Training & Diagnostic visits– Bahar Management in Orange, Quality fruit production in respect with INM, Fruit drop. Method demonstration on training and pruning, rejuvenation Gat Sheti (group farming) approach</p>
2	Turmeric	Use of figure rhizome as seed bulb, Imbalance and extensive use of chemical Fertilizers, lack of organic/natural farming practices, Scarcity of Irrigation water. Unavailability of quality planting material of Short duration varieties	3200 ha	Bhaurad, Karda, Selu, Asegaon, Shirpur, Koyali, Wadji	<p>OFT on – Assessment on Natural/organic farming practices in turmeric/INM in Turmeric</p> <p>FLD on – Demonstration on Short Duration Turmeric Varieties</p> <p>Assessment on Influence of type of planting material used for yield and quality in turmeric</p> <p>Trainings on different planting techniques in Turmeric</p> <p>Training on INM practices in Turmeric</p>

					Training on Post harvest processing and handling in turmeric
3	Onion	Scarcity of irrigation water in bulb development stage, Poor quality and Yield, Low market rates, Low area under onion crop	95 ha	Mangrulpir, Dholap, Wadgi, Warud tofa, Asegaon	FLD – Varietal demonstration in Late kharif onion OFT- Assessment on Direct sowing of onion by onion seeder in Late kharif season Trainings & Diagnostic visits– Training on Season based production techniques in onion. Training on Onion Seed Production technology Training on Nursery Management in Onion
4	Chilli	Incidence of Churdamurda, Low yield and poor quality,	190 ha	Dongarkinhi, Yevti	Training on improved package of practices in chilli Training on Integrated nutrient management practices in chilli
5	Banana	Very minimum area under this cash crops. Lack of production technology	12 ha	Wadji, Morgavhan, Pawarwadi	Training on HDP in Guava Method demonstration on training and pruning Assessment Assessment on feeding of banana bunch through distal stalk end of rachis for enhancing the size of finger
6	Custard Apple	Improper Training and pruning management Bahar Management Poor quality fruit production	120 ha	Selu, Mangul, Wadgi, Risod, Mothegaon	Training on Bahar treatment and quality fruit production Method demonstration on training and pruning
7	Mango	Lack of commercial orchards, Bahar treatment, INM	9 ha	Kautha, Wadgi Karda	Training on HDP in Guava Method demonstration on training and pruning Exposure visit Promotion of HDP in Mango

	Plant Protection				
1	Soybean	Soybean stem fly, girdle beetle and root rot	18000-20000 ha	Wadji, Mungala,Pardi Takmor,Datapur, Warud, Dhotra, Kalamba Mahali	FLD, OFT and Training
2	Bengal gram	Pod borer incidence and damage results in low yield in Bengal gram	28000-30000 ha	Wadji, Mungala,Pardi Takmor,Datapur, Warud, Dhotra, Kalamba Mahali	OFT, FLD and Training
3	Green gram	Pulse beetle in stored green gram	10 to15% damage during storage of green gram grain	Wadji, Mungala,Pardi Takmor,Datapur, Warud, Dhotra, Kalamba Mahali	OFT
4	BLACKGRAM	Use of older, non-recommended pest and disease susceptible variety	7500-10000 ha	Wadji, Mungala,Pardi Takmor,Datapur, Warud, Dhotra, Kalamba Mahali	FLD and Training
5	Pigeon pea	Use of older, non-recommended and disease susceptible variety and Wilt	30000-35000 ha	Wadji, Mungala,Pardi Takmor,Datapur, Warud, Dhotra, Kalamba Mahali	FLD and Training
6	Cotton	Cotton Pink bollworm	15000- 16000 ha	Wadji, Mungala,Pardi Takmor,Datapur, Warud, Dhotra, Kalamba Mahali	FLD and Training
7	Chilli	Chillithrips and leaf curl	1500- 2000 ha	Wadji, Mungala,Pardi Takmor,Datapur, Warud, Dhotra, Kalamba Mahali	FLD and Training
	Livestock Production				
1	Poultry (Linseed oil 3%)	Low wt gain	-	Shelgoan Bodade, Hivera, Parditakmor, Gobhani, Bhaurad & Kavtha, Karda.	OFT, Training
2	Cattle (Crossbreed Cow)	Low milk production	-	Shelgoan Bodade, Hivera, sawad, Parditakmor, Gobhani, Bhaurad & Kavtha, Karda.	OFT, Training
3	Fodder	Low fodder production, low milk	-	Shelgoan Bodade, Hivera,	FLD, Training

	Production			Parditakmor, Gobhani, Bhaurad & Kavtha, Karda.	
4	Fodder Storage	Less storage capacity, low milk	-	Shelgoan Bodade, Hivera, sawad, Parditakmor, Gobhani, Bhaurad & Kavtha, Karda.	FLD, Training
	Home Science				
1	Turmeric	Female workers in performing different activities in turmeric production system indicated that maximum time-consuming activity and health problem of the farm women reported were burning sensation to the skin, skin peeling and allergy	-	Karda, kamergaon	Assessment of low-cost package of technology for drudgery mitigation in turmeric production system
2	Pearl Millet	pearl millets flour turns bitter and ranced during storage	-	Kamergaon	Assessment of Heat Treatment in improving the shelf life of pearl millets flour (Bajara)
3	Soybean	During soybean harvesting scratches are found on hand	-	Dastapur, Karda,	Demonstration on soya harvesting mittens
4	Wheat	Food grain damage and drudgery in grain cleaning	-	Kamergaon	Method Demonstration on use of Super grain Bag
5	Vegetables and fruits	Malnutrition among farm families due to low nutrient diet		Karda, manbha, Sheluwada,	Demonstration on Nutrition kitchen garden for nutritional security for farm families
6	Wheat	Food grain damage and drudgery in grain cleaning	-	Dastapur	Training on Practices of safe storage grain
7	Vegetables & Fruit	Unaware about Balance diet	-	Dastapur	Training on Layout and planning for establishment of Nutrition kitchen garden
8	Farm Implement	Drudgery-	-	Kalamabamahali, Adoli, Parditakmor	Training on Introduction and use of women friendly implements for farm women
9	Soybean	During soybean harvesting scratches	-	Kalamabamahali, Adoli,	Training on cutting and stitching of

		are found on hand		Parditakmor	soya mitten
10	-	Poor economic condition and lack of 10knowledge about balance diet	-	Kalamabamahali, Adoli, Dastapur	Training on Important of healthy diet for pregnant and lactating women
11	-	Poor economic condition and lack of knowledge about balance diet	-	Dastapur, Dhotrajahagir, Gaiwal,	Training on Introduction and important of balance diet in adolcent
12	-	Unaware about nutritive value of soybean	-	Dhotrajahagir, Gaiwal,	Training on soya processing (Soya milk, soya tofu, soya nuts)
13	-	Unaware about value addition of fish	-		Training on Fish processing enterprise for self employment
14	-	Unaware about value addition of Fruits & Vegetables	-	Dhotrajahagir, Gaiwal, Wadaji	Training on Fruits and Vegetables processing (Tomato Sauce, tomato ketchup, turmeric pickle)
15	-	Poor economic condition and lack of knowledge about balance diet	-	Dhotrajahagir, Gaiwal,	Training on Preparation of infant instant (Supplementary Weaning food ARF)
16	-	Lack Of income generation activity	-	Dhotrajahagir, Gaiwal,	Training on Making Eco-friendly Holi colour
17	-	Lack Of income generation activity	-	Dhotrajahagir, Gaiwal,	Training on Vegetables Dehydration (Fenugreek, Spinach bitter guard
18	-	Lack Of income generation activity	-	Dhotrajahagir, Gaiwal, Wadaji	Training on West to Wealth From agriculture west

3.2. Technology Assessment (Kharif 2025, Rabi 2024-25, Summer 2025)

A1. Abstract on the number of technologies assessed in respect of crops

Thematic areas	Cereals	Oilseeds	Pulses	Commercial Crops	Vegetables	Fruits	Flower	Plantation crops	Tuber Crops	other	Total
Integrated Nutrient Management	0	0	0	0	0	1	0	0	0	0	1
Varietal Evaluation	0	1	1	0	0	0	0	0	0	0	2
Integrated Pest Management	0	0	1	0	1	0	0	0	0	0	2
Integrated Crop Management	0	0		0	0	0	0	0	0	0	2
Integrated Disease Management	0	0	1	0	0	0	0	0	0	0	1
Small Scale Income Generation Enterprises	0	0	0	0	0	0	0	0	0	0	0
Weed Management	0	0	0	1	0	0	0	0	0	0	1
Resource Conservation Technology	0	0	0	0	0	0	0	0	0	0	0
Farm Machineries	0	0	0	0	0	0	0	0	0	0	0
Integrated Farming System	0	0	0	0	0	0	0	0	0	0	0
Seed / Plant production	0	0	0	0	0	0	0	0	0	0	0
Value addition	0	0	0	0	0	0	0	0	0	0	0
Drudgery Reduction	0	0	0	0	0	0	0	0	0	0	0
Storage Technique	0	0	0	0	0	0	0	0	0	0	0
Mushroom cultivation	0	0	0	0	0	0	0	0	0	0	0
Other (specify)	0	0	0	0	0	0	0	0	0	0	0
Total	0	1	3	1	1	1	0	0	0	0	9

A2. Abstract on the number of technologies assessed in respect of livestock enterprises

Thematic areas	Cattle	Poultry	Piggery	Rabbitry	Fisheries	TOTAL
Evaluation of Breeds	0	0	0	0	0	0
Nutrition Management	1	1	0	0	0	2
Disease of Management	0	0	0	0	0	0
Value Addition	0	0	0	0	1	1
Production and Management	0	0	0	0	0	0
Feed and Fodder	0	0	0	0	0	0
Small Scale income generating enterprises	0	0	0	0	0	0
TOTAL	1	1	0	0	1	3

B. Achievements on technologies Assessed

B.1. Technologies Assessed under various Crops

Thematic areas	Crop	Name of the technology assessed	No. of trials	Number of farmers	Area in ha (Per trial covering all the Technological Options)
Integrated Nutrient Management	Mandarin	Assessment on Integrated Nutrient Management for quality fruit production in Mandarin	1	7	2.80
Varietal Evaluation	Chickpea	Assessment of improved variety in Chickpea crop	1	13	5.2
	Pigeonpea	Assessment of improved variety in Pigeonpea crop	1	7	5.6
Integrated Pest Management	Bengal gram	Assessment of IPM technology with incorporation of need /ETL based use of newly recommended insecticide Ethion50% EC @ 20 ml + 10 lit of water against Bengal gram pod borer at 50% flowering followed by spraying of Chlorantraniprole 18.5 SC @ 2.5 ml + 10 lit of water 15 days after first spraying against pod borer on Bengal gram	1	14	5.6
	Brinjal	Assessment of IPM technology with incorporation of need /ETL based use of newly recommended insecticide Lamdacylohathrine 5% EC @ 6 ml + 10 lit of water against Brinjal shoot and fruit borer	1	14	5.6
Integrated Crop Management	Mandarin	Assessment on Crop regulation in Mandarin	1	7	2.80
	Soybean	Assessment of foliar nutritional spraying in Soybean crop	1	13	5.2
Integrated Disease Management	Pigeon pea	Assessment of IDM technology with incorporation of newly recommended fungicide seed treatment molecule Carboxin 37.5%+Thiram 37.5% @ 3gram/kg of the seed before sowing of Pigeon pea seed against wilt in pigeonpea followed by seed treatment of Trichoderma viride @ 10 gram/ Kg of seed.	1	14	5.6
Weed Management	Cotton	Assessment of Integrated Weed Management practice in Cotton crop	1	7	5.6
Total			9	96	44.0

B. 2. Technologies assessed under Livestock & fishery assessment

Thematic areas	Name of the livestock enterprise	Name of the technology assessed	No. of trials	No. of farmers
Evaluation of breeds	0	0	0	0
Health Management	0	0	0	0
Dairy Management	0	0	0	0
Nutrition management	Poultry	Supplementation of 3% linseed oil in the diet of giriraja poultry birds.	1	7
Disease management	Cattle	Assessment study on influence of mineral mixture feeding on crossbreed cow.	1	7
Feed and fodder management	0	0	0	0
Processing & Value addition	1	Assessment OF Insulated Fish Bags For Convenient And Hygienic Transportation Of Fish And Fish Products	1	7
Production and management	0	0	0	0
Composting fish culture	0	0	0	0
Small scale income generating enterprises	0	0	0	0
Fish production	0	0	0	0
Other	0	0	0	0
Total	0	0	03	21

B.3 Technologies assessed under other enterprises

Name of Enterprises	Name of the technology assessed	No. of trials	No. of farmers
Nutrition Garden	0	0	0
Nursery Management	0	0	0
Production and Management	0	0	0
Entrepreneurship development	0	0	0
Energy conservation	0	0	0
storage techniques	0	0	0
House hold food security	0	0	0

B 4. Technologies assessed under Women empowerment assessment

Name of Enterprises	Name of the technology assessed	No. of trials	No. of farmers
Drudgery Reduction	Assessment of low-cost package of technology for drudgery mitigation in turmeric production system	1	7
Entrepreneurship development	0	0	0
Health and Nutrition	0	0	0
value addition	0	0	0
Kitchen gardening	0	0	0
nutrition security	0	0	0
Other (Storage Technique)	Assessment of Heat Treatment in improving the shelf life of pearl millets flour (Bajara)	1	7
Total	-	02	14

C. 1. Results of Technologies Assessed
Results of On Farm Trial

Crop/enterprise	Farming situation	Problem definition	Title of OFT	No. of trials	Technology Assessed	Parameters of assessment	Data on the parameter	Results of assessment	Feedback from the farmer	Any refinement needed	Justification for refinement
1	2	3	4	5	6	7	8	9	10	11	12
		-30 % low yield than the actual potential due to flower drop, fruit drop, uneven growth of fruits and also the quality of fruits deteriorates due to irregular nutrient supply or uptake by the plants	Assessment on Nutrient Management in Mandarin for quality fruit production in Mandarin	7	Application of 900:300:300 NPK g /plant in 5 splits doses along with application of VAM 500 gm, 100 gm PSB, 100 gm Azospirillum and 100 gm trichoderma and FYM/VC Stress Release Stage – 270:120:30 NPK g/plant, Pea size – 270:105:30 NPK g/plant, Marble size – 180:75:90 NPK g/plant, Egg size 195:00:75 NPK g/plant, Pre mature - 90:00:75 NPK g/plant	1.Yield, qt/ha, 2.No of Fruits/tree, 3.Average wt of fruit (g) 4.Gross income (Rs) 5.Net income (Rs) 6.C: B Ratio T-2 1.Yield/ha, 2. No of Fruits/tree, 3.Average wt of fruit (g) 4.Gross income (Rs) 5.Net Income 6.C: B Ratio	167.14 587.40 148.20 71992.81 482992.81 1:3.21 232.76 712.60 154.80 977571.47 750571.47 1:4.31	The results shows that there is 39.26 % higher yield in T2-assessed technology over Farmers practice. The yield and quality of produced has been improved in T2. Net income is found to increased by 55.40 % over farmers practice in with highest BC ratio of 4.31.	Mandarian	No	No

Orange	Irrigated	Irregular flowering and bearing due to inadequate stress in heavy or high loamy soils which leads to negligence in orchard management resulting in to crop failure. Low yield and low income	Assessment on Crop regulation in Mandarin	7	Farmers Practice (T1) – Only water stress for 30 to 50 days Assessed Practice (T2) – Soil application of Paclobutrazol 9-12 g/plants in April month	T-1 Regularity in bearing (%) Yield qt/ha, No of Fruits/tree, Average wt of fruit (g) C: B Ratio T-2 Regularity in bearing (%) Yield qt/ha, No of Fruits/tree, Average wt of fruit (g) C: B Ratio	T-1 59.7 % 176.53 628.40 142.60 1:3.43 72.12% 276.21 783.10 148.20 1:4.95	The results shows that there is 56.47 % higher yield in T2- assessed technology over Farmers practice. The regularity in bearing is also found increased by 20.81 %. The yield and quality of produced has been improved in T2. Net income is found to increased by 76.22 % over farmers practice in with highest BC ratio of 4.95.	The plant health and quality of fruits is excellent. The regularity of fruiting is also observed in assessed plot	Not required	No
Brinjal (kharif 2025)	Irrigated	Brinjal is one of major vegetable crop of	Assessment of Newly recommended	14	T-1 (Farmers practice) Total 4 spraying first Two spraying of Trizophos 40%	1) Av.% fruit damage 2)Cost of plant protection Rs/ha3) Saving	In Farmers Practice Av.% fruit damage : 11.80 %	The assessed technology found to be superior over farmer	The farmers preferred the assessed technology.	No	No

		<p>KVK operational area grown on 220 ha area. The av. annual production of Brinjal in district is 3871 MT and Brinjal shoot and fruit borer is single pest alone reduced the av. District production in the range of 7% to 59% with a average reduction of 33% annually.(Ref.: District Static Mentioned inn SREP ATMA Washim 216) The review of literature</p>	<p>pesticide molecule Lambda Cylohathr in 5 EC against Brinjal fruit and shoot borer</p>	<p>EC 20 ml + 10 lit of Water followed by Two spraying of Chlorantraniprole 18.5 SC 3ml +10 lit of water T-2 (Recommended practice) : (1)Removal of affected shoot and destroying the larvae at the time of plucking of fruits (2) Use of Trichogrammachi lonius 50000 eggs/ha 5 release at weekly interval (3)Need based spraying of Lamdacylohathrin e5% EC @ 6 ml + 10 lit of water against Brinjal shoot and fruit borer</p>	<p>of plant protection cost Rs/ha4) yield q/ ha5)B:C: ratio 6) ICBR</p>	<p>In recommend ed Practice Av.% fruit damage : 4.90 %</p>	<p>practice. In assess technology there is a 58.57 % reduced fruit damage was recorded over farmer practice with 22.51 % increase in the yield with higer B:C ratio</p>			
--	--	--	--	--	---	--	---	--	--	--

		revealed that the on an av.1 larvae of brinjal shoot and fruit borer can damage 4 to 6 fruits and severe infestation may lead 84% reduction in yield. (Ref.Hill,D. B. Agricultural Insect Pest of Tropics and their control,Ca mbridge University Press Cambridge)									
Bengal gram (Rabi 2024)	Irrigated	Bengalgram is one of the major rabbi crop of KVK Washim operational area. Bengalgram	Assessme nt of IPM technolog y with incorpora tion of need /ETL	14	T-1 (Farmer Practice) Ist spraying of Quinolphos, 25 EC 20ml+10lit of water at 40-50% flowering and IInd spray 15 days after Ist	Av. % pod damage	In Farmers Practice Av.% pod damage : 3.10 % In recommend ed Practice Av.% pod damage :	The assessed technology found to be superior over farmer practice. In assess technology there is a	The farmers preferred the assessed technology.	No	No

		<p>pod borer is the major insect pest responsible for considerable reduction of yield in the Bengalgram crop. The older pesticide molecule use by the farmer for the management of Bengalgram pod borer was found to be less effective. Dr. PDKV Akola as per its recommendation 214-15 recommended LamdaCylo hathrin 5 E.C. @</p>	<p>based use of newly recommended insecticide Ethion50 % EC @ 20 ml + 10 lit of water against Bengal gram pod borer at 50% flowering followed by spraying of Chlorantr aniprole 18.5 SC @ 2.5 ml + 10 lit of water 15 days after first spraying against pod borer on Bengal gram</p>	<p>spray i.e.spraying of Trizophos 35%+Deltamethrine 1% EC 25ml+10lit of water</p> <p>T-2 (Recommended Practice) (1) Installation of bird perches @ 15/ha at 30 DAS (2) Two spraying of HaNPV @500 LE/ha (10 ml/10 lit) first at bud / flower initiation followed by second spray after 10 days after first spray (3) Spraying of Azadirachtin 300 PPM @50 ml + 10 lit of water after 10 days of second spray ofHaNPV. (4) ETL based spray of Ethion50% EC @ 20 ml + 10 lit of water against Bengal gram pod borer at 50%</p>	<p>1.60 %</p>	<p>48.38 % reduced pod damage was recorded over farmer practice with 17.55 % increase in the yield with higher B:C ratio</p>			
--	--	--	--	---	---------------	--	--	--	--

		12.5ml+10lit of water against this pest. The new recommendation had been assessed for the solution of the problem under micro level situation.			flowering followed by spraying of Chlorantraniprole 18.5 SC @ 2.5 ml + 10 lit of water 15 days after first spraying against pod borer on Bengal gram						
Bengal gram	Irrigated, medium deep Vertisol	Low grain wt. & reduced yields	Assessment of improved variety in Chickpea crop	1	T1: Farmers practice (use Jaki-9218 seeds) T2: PDKV Kanak variety for sowing	Plant height, Pods/plant	T1: 41.0 cm, 45 pods/ plant, T2: 45.0 cm, 55 pods/ plant	In Bengal gram crop, the assessed practice (T2) with Improved variety PDKV Kanak gave 17.4 q/ha yield which is 12.6.% higher than farmers practice (T1) with var. JAKI 9218.	The variety PDKV Kanak is giving more pods & no wilting loss problem is observed over local check variety JAKI 9218 was suffering loss due to wilt (10-12%) but the improved variety PDKV Kanak was not affected by wilt disease.	No	No
Soybean	Rainfed medium	Low yield , moisture	Assessment of	1	T1 Farmers practice without	Plant height, Pods/plant	T1: 41 cm, 42 pods/	In soybean crop the	There was better grain	No	No

	deep Vertisol	stress in Vegetative growth & Flowering	foliar spraying in Soybean crop		foliar spray application T2 Spraying 15 ppm Gibberellic acid 8.3 gm (90% ai.)/ha at flowering & pod filling stage		plant, T2: 40.0 cm, 51 pods/ plant	recommended practise of (T2) Spraying 15 ppm Gibberellic acid 8.3 gm (90% ai.)/ha at flowering - pod filling stage showed 12.5 % increased yield over farmers practise	pod development & flowering condition which gave higher yield & profit under intervention of Spraying 15 ppm Gibberellic acid 8.3 gm (90% ai.)/ha at flowering & pod filling stage		
Pigeon pea	Rainfed medium deep Vertisol	Low yield, lower quality & less profit	Assessment of improved variety of Pigeon pea	1	T1 Farmers practice (use local Maroti seed) T2 Seed of Var. BDN 716 for sowing T3 Seed of Var.GRG125 seed	Plant height, Pods/plant	T1: 169 cm, 150 pods/ plant, T2: 158 cm, 175 pods/ plant T3: 170 cm, 180 pods/ plant	Recommended practice with var. GRG 152 & BDN 716 seed use showed 16 to 13 % increase in the yield over farmer practice.	The local & Rajeswari varieties were low yielding and less resistant to wilt attack than var. GRG152, BDN 716 with better growth & pigeon pea crop yield.	No	No
Cotton	Rainfed medium deep Vertisol	Low yield, lower quality & less profit	Assessment on Integrated Weed Management practice	1	1 Farmers practice 3(Hoeing+ HW) 20,40,60 DAS 2 Pendimethalin 38.7% 0.67ai/ha PE fb Hoeing 30-	Plant height, Bolls/plant WI	T1: 90 cm, 51 bolls/ plant, WI 0.0 T2: 90 cm, 52 bolls/ plant, WI	The improved practice gave 20 % more yield over farmers practice. Farmers	The assessed newly recommend weedicide gave lower WI revealing the nearly at par	No	NO

			in Cotton crop		35 DAS HW 40-45 DAS 3 Parthioback Sodium 6% EC+Quiz. Ethyl 4% EC 0.06+0.04 ai/ha PoE 20DAS fb Hoeing 35-40 DAS		5.0 T3: 94 cm, 55 bolls/ plant, WI 2.2	realized the importance of recommended improved practice for increase benefit & yields	weedicide effect that of the control weedy check yields too .		
Poultry	Integrated	Low weight gain higher feed requirement Time required to put weight is more	Supplementation of 3% linseed oil in the diet of Giriraj poultry birds.	7	T-1: Farmer practices. T-2: Standard ration. T-3: T-2 + with 3 % linseed for 3 month.	1.Weight gain in birds. 2 To record FCR ratio. 3 B. C Ratio.	Farmers Practice – Weight gain in birds 1.2 kg in 90 days. FCR – 3.13 % BC Ratio - 2 Assessment Technology – Weight gain in birds 2.1 kg in 90 days. FCR – 2.5 % BC Ratio – 2.25	Supplementation of 3% linseed oil in giriraja poultry birds improved weight gain, enhanced FCR ratio & cost benefit ratio	Best for weight gain in poultry birds.	No	No
Dairy	Integrated	Imbalance feeding and lower milk yield and	Assessment study on influence	7	T-1 – Farmers practice (Use only wheat straw or soybean straw	1. Milk Yield 2. Fat percentage	Farmers Practice – Milk Yield – 5.84 lit /	Due to feeding mineral mixture in	Due feeding of mineral mixture improves milk percentage and	No	No

		fat percentage in the crossbreed cow.	of mineral mixture feeding on crossbreed cow.		without mineral mixture) T-2 – Technology assessed (Feeding balance ration + Mineral mixture 30 gm)		day Fat Percentage – 3.42 % Assessment Technology – Milk Yield – 7.82 lit / day Fat Percentage – 3.50 %	crossbreed cow help to improve milk production 1.98 lit/day and fat 0.8 % in compare with farmer practice feeding.	also in fat.		
Turmeric	Major role of farm women in the turmeric production system in washim district was found to be in planting rhizomes, weeding, harvestin	Female workers in performing different activities in turmeric production system indicated that maximum time-consuming activity and health problem of the farm women reported were	Assessment of low-cost package of technology for drudgery mitigation in turmeric production system	7	low-cost package of technology for drudgery mitigation in turmeric production system(ukari & Finger guards, sulbha bag, new khurpi, wooden rack,)	planting of turmeric rhizomes by using ukari and turmeric planting of rhizomes by using finger guards (area: m/hr), weeding by new khurpi (area: m/hr), manual fertilizers application by using sulbha bag (area: m/hr),	T1: - Farmers Practice 90 m/hr. 3.5 m/hr. 390.0m/hr. 5q/hr. T2: - (low-cost package of technology for drudgery mitigation in turmeric production system(ukari & Finger guards, sulbha bag,	As Compared to the traditional method, when using a Finger guard and earthing implements, a person takes 12.6 percent less time to cultivate turmeric, while using a hoe for weeding, a person takes 5.4 percent less time, and when using a	when these low cost tool kit were used, work speed is increased and time was saved, while injuries to nails and hands were reduce	No	No

	g and cleaning activities . In turmeric production system were performed by manually	burning sensation to the skin, skin peeling and allergy				4-sorting and cleaning (Q/hr.)	new khurpi, wooden rack,) 1-103m/hr. 2- 3.7 m/hr. 3-310m/hr. 4-5.5q/hr	Sulabh bag for fertilizer, a person throws 6.45 percent more fertilizer per hour. . Wooden rack 0.5q/hr. more turmeric were sorting and cleaning			
Pearl Millet	Pearl millet is a climate resilient crop, which is nutritionally rich and has numerous health benefits. Despite its nutritional significance, pearl millet is not popular	pearl millets flour turns bitter and ranced during storage	Assessment of Heat Treatment in improving the shelf life of pearl millets flour (Bajara)	7	Dry heat treatment before milling (CCSHAU,Hissar) & Blanching of pearl millets before milling (MPKV, Rahuri)	shelf life of pearl mf	T1: - 13 Days T2: - 22Days T3: - 30Days T1:- After 13 Days Taste- Dislike Slightly, Aroma- Natural, Color- Dislike Slightly T2: -After 22 Days Taste- Dislike Slightly, Aroma-	As Compared to the traditional method, direct milling of pearl millets the Shelf life of dry heat treatment before milling of pearl millets was increased by 35% and Blanching of pearl millets before milling of pearl millets was increased by 56.66%	by adopting these technologies, pearl millet can replace wheat as a sustainable ingredient in many baked and prepared preparations and become a new staple food with better nutrition and health.	No	No

	among the consumers and food industries due to poor shelf life and dough quality.						Natural, Color-Dislike Slightly T3: -After 30 Days Taste-Dislike Slightly, Aroma-Natural, Color-Dislike Slightly)				
--	---	--	--	--	--	--	---	--	--	--	--

Contd..

Technology Assessed	Source of Technology	Production	Please give the unit (kg/ha, t/ha, lit/animal, nuts/palm, nuts/palm/year)	Net Return (Profit) in Rs. / unit	B:C Ratio
13	14	15	16	17	18
Technology option 1 (Farmer's practice)	Farmers practice	167.14	Qt/ha	482992.81	3.21
Technology option 2	Dr. PDKV, Akola	232.76	Qt/ha	750571.47	4.31
Technology option 1 (Farmer's practice)	Farmers practice	176.53	Qt/ha	525431.82	3.43
Technology option 2	ICAR CCRI, Nagpur	276.21	Qt/ha	925889.98	4.95
T-1 (Farmers practice) Total 4 spraying first Two spraying of Trizophos 40% EC 20 ml + 10 lit of Water followed by Two spraying of Chlorantraniprole 18.5 SC 3ml +10 lit of water	Farmers practice	Fruit yield	23.10 t/ha	130200/-	1:1.34
T-2 (Recommended practice) : (1)Removal of affected shoot and destroying the larvae at the time of plucking of fruits (2) Use of Trichogrammachilonius 50000 eggs/ha 5 release at weekly interval (3)Need based spraying of Lamdacylohathrine5% EC @ 6 ml + 10 lit of water against Brinjal shoot and fruit borer	Dr PDKV Akola	Fruit yield	28.30 t /ha	249800/-	1:1.1.67
T-1 (Farmer Practice) Ist spraying of Quinolphos, 25 EC 20ml+10lit of water at 40-50% flowering and IInd spray 15	Farmers practice	Grain yield	1.31 t/ha	29550/-	1:2.10


days after 1st spray i.e. spraying of Trizophos 35%+Deltamethrine 1% EC 25ml+10lit of water					
T-2 (Recommended Practice) (1) Installation of bird perches @ 15/ha at 30 DAS (2) Two spraying of HaNPV @500 LE/ha (10 ml/10 lit) first at bud / flower initiation followed by second spray after 10 days after first spray (3) Spraying of Azadirachtin 300 PPM @50 ml + 10 lit of water after 10 days of second spray of HaNPV. (4) ETL based spray of Ethion50% EC @ 20 ml + 10 lit of water against Bengal gram pod borer at 50% flowering followed by spraying of Chlorantraniprole 18.5 SC @ 2.5 ml + 10 lit of water 15 days after first spraying against pod borer on Ben	Dr PDKV Akola	Grain yield	1.54 t /ha	40090/-	1:2.55
T-1 (Farmers practice) (1) Sowing of pigeon pea seed without seed treatment (2) Non crop rotation (3)Sowing of wilt susceptible variety Maroti 8863	Farmers practice	Grain yield	0. 0.97 t/ha	49200/-	1:2.72
T-2 (Recommended practice) :(1) Crop rotation (2)Sowing of tolerant variety PKV TARA / BSMR736 (3) seed treatment molecule Carboxin 37.5%+Thiram 37.5% @	Dr PDKV Akola	Grain yield	1.11 t/ha	61500/-	1:3.25

3gram/kg of the seed before sowing of Pigeon pea seed against wilt in pigeonpea followed by seed treatment of Trichoderma viride @ 10 gram/ Kg of seed					
Technology option 1: (Farmer's practice var. Jaki 9218)	Farmers practice	Bengal gram	15.5	51032	2.60
Technology option 2 : Var . PDKV Kanak	Dr. PDKV, Akola	Bengal gram	17.2	60541	2.83
Technology option 1: (Farmer's practice without foliar spray application)	Farmers practice	Soybean	15.5	27500	1.72
Technology option 2 : Spraying 15 ppm Gibberellic acid 8.3 gm (90% ai.)/ha at flowering & pod filling stage	Dr. PDKV, Akola	Soybean	17.4	34312	1.88
Technology option 1 (Farmer's practice : Var local Maroti)	local	Pigeon pea	10.9	53810	3.30
Technology option 2 : BDN 716	VNMKV, Parbhani	Pigeon pea	12.2	62918	3.68
Technology option 3 : Var. GRG 152	ARS Guntur	Pigeon pea	12.9	65785	3.80
Technology option 1:	Farmers Practice	Cotton	20	8875	2.46
Technology option 2:	Dr. PDKV, Akola	Cotton	18.7	80800	2.39
Technology option 3:	Dr. PDKV, Akola	Cotton	21.2	94705	2.50
Technology option 1 (Farmer's practice)	Farmers Practice		1.2 kg in 90 days	31500	2 %
Technology option 2	Market		1.8 kg in 90 days	54600	2.3 %
Technology option 3	Dr. PDKV Akola (216)		2.1 kg in 90 days	61425	2.25 %
Technology option 1	Farmers Practice		5.84 lit / day	10300	1.8 %



(Farmer's practice)			Fat 3.42 %		
Technology option 2	Dr. PDKV, Akola 2005 & MAFSU, Nagpur 213		7.82 lit / day Fat 3.50 %	13500	1.9 %
Technology option 1 (Farmer's practice)	Farmers Practice	Nil	Nil	Nil	Nil
Technology option 2 low-cost package of technology(Digging Tool, Finger guards, Earthing up stool, sulbha bag, New khurpi, wooden rack)	VNMKV Parbhani	Nil	Nil	Nil	Nil
Technology option 1 (Direct milling))	-	Nil	Nil	Nil	Nil
Technology option 2 (Dry heat treatment before milling 20min)	CCSHAU, Hissar	Nil	Nil	Nil	Nil
Technology option 3 (Blanching of pearl millets before milling at 98 degree for 30 sec.)	MPKV, Rahuri	Nil	Nil	Nil	Nil

C. 2. Details of each On Farm Trial for assessment to be furnished in the following format separately as per the following details:

OFT1: Soybean crop

1	Title of Technology Assessed	Assessment of foliar nutritional spraying in Soybean
2	Problem Definition	In Washim district Soybean is a major oilseed crop cultivated on 3.06 lakh ha. area during kharif season. Farmers are facing the problem of declining crop yield, losses to crop due to lower quality, less vegetative vigor, reduced yield, various pests and diseases.
3	Details of technologies selected for assessment	T1 Farmers practice without foliar spray application T2 Spraying 15 ppm Gibberellic acid 8.3 gm (90% ai.)/ha at flowering & pod filling stage
4	Source of technology	Dr PDKV Akola
5	Production system and thematic area	Integrated crop management
6	Performance of the Technology with performance indicators their reaction	In soybean crop the recommended practice of (T2) Spraying 15 ppm Gibberellic acid 8.3 gm (90% ai.)/ha at flowering - pod filling stage showed ie 17.4 q/ha yield, 12.5 % increase over farmers practice.
7	Feedback, matrix scoring of various technology parameters done through farmer's participation / other scoring techniques	Farmer realized the potential application of Spraying 15 ppm Gibberellic acid 8.3 gm (90% ai.)/ha at flowering - pod filling stage for better crop yields.
8	Final recommendation for micro level situation	It is recommended to use Spraying of 15 ppm Gibberellic acid 8.3 gm (90% ai.)/ha at flowering - pod filling stage for better crop yields.
9	Constraints identified and feedback for research	Nil
10	Process of farmers participation and their reaction	Farmers realized the importance of recommended cheapest intervention in Soybean crop for increased yield.
		 <p>T1 Farmers practice without GA spray T2 Farmers practice with GA spray</p>

OFT2: Bengal gram crop


1	Title of Technology Assessed	Assessment of improved variety in Bengal gram crop	
2	Problem Definition	Bengal gram is a major pulse crop grown on approx. 65000 ha area during Rabi season in the Washim district. The crop variety grown by majority of farmers is JAKI-9218, but due to the problem of wilt as well as less productivity farmers are now shifting towards changing the crop variety and adopting some newer practice alternatives. So the assessment was planned for the newer recommended technology as high yielding variety PDKV Kanak to check its feasibility during Rabi season.	
3	Details of technologies selected for assessment	T1: Farmers practice (local var. JAKI 9218) T2: Use of PDKV Kanak variety seed	
4	Source of technology	Dr PDKV Akola	
5	Production system and thematic area	Varietal evaluation	
6	Performance of the Technology with performance indicators their reaction	In Bengal gram crop, the assessed practice (T2) with Improved variety PDKV Kanak gave 17.3 q/ha yield which is 12.6% higher than farmers practice (T1) with var. JAKI 9218. The variety is giving more pods & is not susceptible to wilt.	
7.	Feedback, matrix scoring of various technology parameters done through farmer's participation / other scoring techniques	The Bengalgram crop variety PDKV Kanak is resistant to wilt, giving more pods than farmers var. JAKI9218 Farmers preferred the assessed technology	
8	Final recommendation for micro level situation	It is recommended to use improve variety PDKV Kanak seed of Bengal gram crop to have resistant to wilt disease and increased yield.	
9	Constraints identified and feedback for research	Nil	
10	Process of farmers participation and their reaction	Farmers realized the importance of recommended improved variety for use in avoiding the wilt and increase the yields.	
		T2: Use of PDKV Kanak variety seed	T2: Use of PDKV Kanak variety seed
			

OFT3: Pigeon pea crop

1	Title of Technology Assessed	Assessment of improved varieties in Pigeon pea crop
2	Problem Definition	In Washim district, Pigeon pea is a major pulse crop cultivated on 60000 ha area. Farmers regularly cultivate the local cultivar and are facing the problem like low yield, less number of pods and wilt disease in Pigeonpea crop. In order to address the farmers problem and aware them about improved crop technologies developed by research Institutes the activity for the farmers in the KVK adopted village.
3	Details of technologies selected for assessment	T1: Farmers practice (local var. Maroti seed) T2: Use of BDN 716 variety seed T3: Use of GRG 152 variety seed
4	Source of technology	VNMKV Parbhani, ARS Guntur
5	Production system and thematic area	Varietal evaluation
6	Performance of the Technology with performance indicators their reaction	Pigeon pea crop improved variety GRG 152 , BDN 716 gave yield of 12.9 q/ha with 16 to 13 % more yield over the yield of farmers local cultivated variety in pigeon pea crop .
7.	Feedback, matrix scoring of various technology parameters done through farmer's participation / other scoring techniques	Farmers will prefer the assessed improved variety GRG 152 over the local cultivar
8	Final recommendation for micro level situation	It is recommended to use the var.GRG 152 over local var. cultivated by pigeon pea farmers for higher yield & wilt resistance
9	Constraints identified and feedback for research	The farmers noticed that Var. local is having lesser yield and is susceptible to wilt & so also is not suited if high rainfall is received.
10	Process of farmers participation and their reaction	Farmers realized the importance of recommended improved variety GRG 152 for higher yields & wilt resistance in pigeon pea crop
		Use of GRG 152 variety seed for sowing



OFT4: Cotton crop

1	Title of Technology Assessed	Assessment on Integrated Weed Management practice in Cotton crop		
2	Problem Definition	In Washim district, Cotton is a major fibre /cash crop cultivated on 19518 ha area. Farmers regularly cultivate the local cultivar and are facing the problem like low yield, weeds impairing cotton quality. In order to address the farmers problem and aware them about improved weed management technologies developed by research Institutes the activity for the farmers in the KVK adopted village.		
3	Details of technologies selected for assessment	1 Farmers practice (Non recommended weedicide) 2 Pendimethalin 38.5% as Preemergence fb Hoeing at 30 DAS 3 Parthiobac sodium 6%EC+Quialofop ethyl 4% EC Post emergence at 20DAS fb Hoeing at 30 DAS		
4	Source of technology	Dr. PDKV Akola		
5	Production system and thematic area	Weed management		
6	Performance of the Technology with performance indicators their reaction	The assessed newly recommend weedicide gave lower WI revealing the nearly atpar weedicide effect that of the control weedy check yields too .		
7.	Feedback, matrix scoring of various technology parameters done through farmer's participation / other scoring techniques	Farmers realized the importance of recommended improved practice for increase benefit & yields		
8	Final recommendation for micro level situation	It is recommended to use improved weed management practice with Parthiobac sodium 6%EC+Quialofop ethyl 4% EC Post emergence at 20DAS fb Hoeing at 30 DAS for higher yield in cotton		
9	Constraints identified and feedback for research	Nil		
10	Process of farmers participation and their reaction	Farmers realized the importance of recommended improved practice for increase benefit & yields in Cotton		
		1 Farmers practice (No recommended weedicide use)	2 Pendimethalin 38.5% as Preemergence fb Hoeing at 30 DAS	3 Post emergence Parthiobac sodium 6%EC+Quialofop ethyl 4% EC at 20DAS fb Hoeing at 30 DAS
				

OFT 05 Assessment on INM in Mandarin

S.N	Title of Technology Assessed	Assessment on Integrated Nutrient Management in Mandarin for improvement of fruit quality and yield				
1	Problem Definition	25-30 % low yield than the actual potential due to flower drop, fruit drop, un even growth of fruits and also the quality of fruits deteriorates due to irregular nutrient supply or uptake by the plants				
2	3. Details of technologies selected for assessment	T-1 – Farmers Practice (Application of RDF in two splits) T2- Application of 900:300:300 NPK g /plant in 5 splits doses along with application of VAM 500 gm, 100 gm PSB, 100 gm Azospirillum and 100 gm trichoderma and FYM/VC Stress Release Stage – 270:120:30 NPK g/plant 2. Pea size – 270:105:30 NPK g/plant 3) Marble size – 180:75:90 NPK g/plant 4)Egg size 195:00:75 NPK g/plant 5) Pre mature - 90:00:75 NPK g/plant				
3	Source of technology	Dr. PDKV, Akola				
4	Production system and thematic area	Irrigated with light to medium soil with depleting Water level from December onwards Integrated Crop Management				
5	Performance of the Technology with performance indicators			Treatments		
		SN	Parameter	T1	T2	% Change over T1
				Farmers Practice	INM in 5 splits	
		1	Yield (qt/ha)	167.14	232.76	39.26
		2	No of Fruits/tree	587.40	712.60	21.31
		3	Average wt of fruit	148.20	154.80	4.45
		4	Gross Income (Rs)	701992.81	977571.47	39.26
		5	Net Income (Rs)	482992.81	750571.47	55.40
6	B:C ratio	3.21	4.31	34.35		
6	Feedback, matrix scoring of various technology parameters done through farmer's participation / other scoring techniques	The results shows that there is 39.26 % higher yield in T2- assessed technology over Farmers practice. The yield and quality of produced has been improved in T2. Net income is found to increased by 55.40 % over farmers practice in with highest BC ratio of 4.31.				
7	Final recommendation for micro level situation	The technology is highly suitable for micro situation of washim district and should be horizontally spread on large number of farmers field				
8	Constraints identified and feedback for research	NA				
9	Process of farmers participation and their reaction	Active participation of the farmers has been given by the farmers and also are satisfied about this technology.				

OFT 06: - Assessment on Crop regulation in Mandarin

S.N	Title of Technology Assessed	Assessment on Crop regulation in Mandarin				
1	Problem Definition	25-30 % low yield than the actual potential due to flower drop, fruit drop, un even growth of fruits and also the quality of fruits deteriorates due to irregular nutrient supply or uptake by the plants				
2	3. Details of technologies selected for assessment	Farmers Practice (T1) – Only water stress for 30 to 50 days Assessed Practice (T2) – Soil application of Paclobutrazol 9-12 g/plants in April month				
3	Source of technology	ICAR-CCRI, Nagpur				
4	Production system and thematic area	Irrigated with light to medium soil Integrated Crop Management				
5	Performance of the Technology with performance indicators	SN	Parameter	Treatments		%
				T1	T2	Change over T1
		1	Yield (qt/ha)	176.53	276.21	56.47
		2	No of Fruits/tree	628.40	783.10	24.62
		3	Average wt of fruit	142.60	148.20	3.93
		4	Regularity in bearing (%)	59.70	72.12	20.81
		5	Gross Income (Rs)	741431.82	1160089.98	56.47
		6	Net Income (Rs)	525431.82	925889.98	76.22
7		B:C ratio	3.43	4.95	44.31	
6	Feedback, matrix scoring of various technology parameters done through farmer's participation / other scoring techniques	The results shows that there is 56.47 % higher yield in T2- assessed technology over Farmers practice. The regularity in bearing is also found increased by 20.81 %. The yield and quality of produced has been improved in T2. Net income is found to increased by 76.22 % over farmers practice in with highest BC ratio of 4.95.				
7	Final recommendation for micro level situation	The technology is highly suitable for micro situation of washim district and should be horizontally spread on large number of farmers field. But the nutrient management should be strictly followed while adopting this technology				
8	Constraints identified and feedback for research	NA				
9	Process of farmers participation and their reaction	Active participation of the farmers has been given by the farmers and also are satisfied about this technology.				

OFT 07 : IPM technology in Brinjal

1	Title of Technology Assessed	Assessment of IPM technology with incorporation of need /ETL based use of newly recommended insecticide Lamdacylohathrine 5% EC @ 6 ml + 10 lit of water against Brinjal shoot and fruit borer
2	Problem Definition	Brinjal is one of major vegetable crop of KVK operational area grown on 220 ha area. The av. annual production of Brinjal in district is 3871 MT and Brinjal shoot and fruit borer is single pest alone reduced the av. District production in the range of 7% to 59% with a average reduction of 33% annually.(Ref.: District Static Mentioned inn SREP ATMA Washim 216) The review of literature revealed that the on an av.1 larvae of Brinjal shoot and fruit borer can damage 4 to 6 fruits and severe infestation may lead 84% reduction in yield. (Ref.Hill,D.B. Agricultural Insect Pest of Tropics and their control,Cambridge University Press Cambridge)
3	Details of technologies selected for assessment	T-1 (Farmers practice) Total 4 spraying first Two spraying of Trizophos 40% EC 20 ml + 10 lit of Water followed by Two spraying of Chlorantraniprole 18.5 SC 3ml +10 lit of water T-2 (Recommended practice) : (1)Removal of affected shoot and destroying the larvae at the time of plucking of fruits (2) Use of Trichogrammachilonius 50000 eggs/ha 5 release at weekly interval (3)Need based spraying of Lamdacylohathrine5% EC @ 6 ml + 10 lit of water against Brinjal shoot and fruit borer
4	Source of technology	Dr PDKV Akola
5	Production system and thematic area	IPM
6	Performance of the Technology with performance indicators their reaction	The assessed technology found to be superior over farmer practice. In assess technology there is a 58.47 % reduced fruit damage was recorded over farmer practice with 22.60 % increase in the yield with higer B:C ratio
7.	Feedback, matrix scoring of various technology parameters done through farmer's participation	Farmers preferred the assessed technology
8	Final recommendation for micro level situation	It is recommended to use recommended IPM module against Brinjal shoot and fruit borer
9	Constraints identified and feedback for research	NIL
10	Process of farmers participation and their reaction	Farmers preferred the assessed technology

OFT 08 : Assessment of IPM technology in Bengal gram

1	Title of Technology Assessed	Assessment of IPM technology with incorporation of need /ETL based use of newly recommended insecticide Ethion50% EC @ 20 ml + 10 lit of water against Bengal gram pod borer at 50% flowering followed by spraying of Chlorantraniprole 18.5 SC @ 2.5 ml + 10 lit of water 15 days after first spraying against pod borer on Bengal gram
2	Problem Definition	Bengal gram pod borer is major pest responsible for considerable reduction Bengal gram yield up to 30to 40 % in district (Ref. District Static Mentioned inn SREP ATMA Washim 216) The review of literature revealed that the presence of single larvae on plant consume 30 to 40 pod or 6 to 8 gram grain in his whole life span. (Ref. CROPSAP Crop Advisory Booklet of VNMAU 215)
3	Details of technologies selected for assessment	T-1 (Farmer Practice) Ist spraying of Quinolphos, 25 EC 20ml+10lit of water at 40-50% flowering and IInd spray 15 days after Ist spray i.e.spraying of Trizophos 35%+Deltamethrine 1% EC 25ml+10lit of water T-2 (Recommended Practice) (1) Installation of bird perches @ 15/ha at 30 DAS (2) Two spraying of HaNPV @500 LE/ha (10 ml/10 lit) first at bud / flower initiation followed by second spray after 10 days after first spray (3) Spraying of Azadirachtin 300 PPM @50 ml + 10 lit of water after 10 days of second spray ofHaNPV. (4) ETL based spray of Ethion50% EC @ 20 ml + 10 lit of water against Bengal gram pod borer at 50% flowering followed by spraying of Chlorantraniprole 18.5 SC @ 2.5 ml + 10 lit of water 15 days after first spraying against pod borer on Bengal gram
4	Source of technology	Dr. PDKV Akola
5	Production system and thematic area	IPM
6	Performance of the Technology with performance indicators their reaction	The assessed technology found to be superior over farmer practice. In assess technology there is a 48.38 % reduced pod damage was recorded over farmer practice with 17.55 % increase in the yield with higer B:C ratio
7.	Feedback, matrix scoring of various technology parameters done through farmer's participation / other scoring techniques	Farmers preferred the assessed technology
8	Final recommendation for micro level situation	It is recommended to to use recommended IPM module against Bengalgram pod borer.
9	Constraints identified and feedback for research	NIL
10	Process of farmers participation and their reaction	Farmers preferred the assessed technology

OFT 09: - Assessment of Seed treatment in pigeon pea

1	Title of Technology Assessed	Assessment of Seed treatment of Carboxin 37.5%+Thiram 37.5% @ 3 gram/kg of the seed before sowing of pigeon pea seed against wilt in pigeon pea
2	Problem Definition	Wilt is major disease responsible for considerable reduction of pigeon pea yield up to 30 to 35% in district (Ref. SAO and PD ATMA Washim feedback in Kharif ZREAC Washim) The review of literature revealed that the pre flowering and post flowering (at pod formation) wilt incidence in pigeon pea may results in 100% and 30% reduction in pigeon pea yield respectively.. (Ref. CROPSAP Crop Advisory Booklet of VNMAU 215)
3	Details of technologies selected for assessment	T-1 (Farmers practice) (1) Sowing of pigeon pea seed without seed treatment (2) Non crop rotation (3)Sowing of wilt susceptible variety Maroti 8863 T-2 (Recommended practice) :(1) Crop rotation (2)Sowing of tolerant variety PKV TARA / BSMR736 (3) seed treatment molecule Carboxin 37.5%+Thiram 37.5% @ 3gram/kg of the seed before sowing of Pigeon pea seed against wilt in pigeonpea followed by seed treatment of Trichoderma viride @ 10 gram/ Kg of seed.
4	Source of technology	Dr PDKV Akola
5	Production system and thematic area	IDM
6	Performance of the Technology with performance indicators their reaction	The assessed technology found to be superior over farmer practice. In assess technology there is a 71.64 % reduced wilt incidence was recorded over farmer practice with 14.43 % increase in the yield with higer B:C ratio
7.	Feedback, matrix scoring of various technology parameters done through farmer's participation / other scoring techniques	Farmers preferred the assessed technology
8	Final recommendation for micro level situation	It is recommended to treat Pigeon pea seed with Carboxin 37.5%+Thiram 37.5% @ 3 gram/kg of the seed before sowing of pigeon pea seed against wilt in pigeon pea
9	Constraints identified and feedback for research	NIL
10	Process of farmers participation and their reaction	Farmers preferred the assessed technology

OFT No.10: - Supplementation of 3% linseed oil in the diet of Giriraja poultry birds.

1	Title of Technology Assessed	Supplementation of 3% linseed oil in the diet of Giriraja poultry birds.				
2	Problem Definition	Low weight gain higher feed requirement time required to put weight in poultry birds due to improper poultry diet.				
3	Details of technologies selected for assessment	T-1 : Farmer practices. T-2 : Standard ration. T-3 : T-2 + with 3 % linseed for 3 month.				
4	Source of technology	Dr. PDKV Akola (216)				
5	Production system and thematic area	Nutrient Management				
6	Performance of the Technology with performance indicators	Sr No	Parameter	T1	T2	T3
		1	Weight gain in birds	1.2 kg in 90 days	1.8 kg in 90 days	2.1 kg in 90 days
		2	FCR	3.13	2.64	2.5
		3	BC Ratio	2	2.36	2.25
7	Feedback, matrix scoring of various technology parameters done through farmer's participation / other scoring techniques	Supplementation of 3% linseed oil in Giriraja poultry birds improved weight gain, enhanced FCR ratio & cost benefit ratio.				
8	Final recommendation for micro level situation	There was problem of awareness about this technology and the taste after the application of linseed oil somewhat bitter in taste.				
9	Constraints identified and feedback for research	NA				
10	Process of farmers participation and their reaction	Active participation of the farmers has been given by the farmers and also satisfied about this technology.				

OFT No.11: - Assessment study on influence of mineral mixture feeding on crossbreed cow.

1	Title of Technology Assessed	Assessment study on influence of mineral mixture feeding on crossbreed cow.			
2	Problem Definition	Imbalance feeding and lower milk yield and fat percentage in the crossbreed cow.			
3	Details of technologies selected for assessment	T-1 – Farmers practice (Use only soybean straw without mineral mixture) T-2 – Technology assessed (Feeding balance ration + Mineral mixture 30 gm)			
4	Source of technology	Dr. PDKV, Akola 2005 & MAFSU, Nagpur 213			
5	Production system and thematic area	Nutrient Management			
6	Performance of the Technology with performance indicators	Sr No	Parameter	T1	T2
		1	Milk Yield	5.84 L / animal / day	7.82 L / animal / day
		2	Fat percentage	3.42 %	3.50 %
		3	BC Ratio	1.8	1.9
7	Feedback, matrix scoring of various technology parameters done through farmer's participation / other scoring techniques	Due to feeding mineral mixture in crossbreed cow help to improve milk production 1.98 lit/day and fat 0.8 % in compare with farmer practice feeding.			
8	Final recommendation for micro level situation	There was problem of awareness about this technology so that horizontal spreading of this technology is must.			
9	Constraints identified and feedback for research	NA			
10	Process of farmers participation and their reaction	Active participation of the farmers has been given by the farmers and also satisfied about this technology.			

OFT: -12: - Assessment of low-cost package of technology for drudgery mitigation in turmeric production system

1	Title of Technology Assessed	Assessment of low-cost package of technology for drudgery mitigation in turmeric production system
2	Problem Definition	Female workers in performing different activities in turmeric production system indicated that maximum time-consuming activity and health problem of the farm women reported were burning sensation to the skin, skin peeling and allergy
3	Details of technologies selected for assessment	low-cost package of technology for drudgery mitigation in turmeric production system (ukari, Finger guards, Earthing up stool, sulbha bag, New khurpi, wooden rack,)
4	Source of technology	VNMKV Parbhani
5	Production system and thematic area	Drudgery Reduction
6	Performance of the Technology with performance indicators	As Compared to the traditional method, when using a Finger guard and earthing implements, a person takes 12.6 percent less time to cultivate turmeric, while using a hoe for weeding, a person takes 5.4 percent less time, and when using a Sulabh bag for fertilizer, a person throws 6.45 percent more fertilizer per hour. Wooden rack 0.5q/hr. more turmeric was sorting and cleaning
7	Feedback, matrix scoring of various technology parameters done through farmer's participation / other scoring techniques	when these low-cost tool kits were used, work speed is increased and time was saved, while injuries to nails and hands were reduced
8	Final recommendation for micro level situation	low-cost tool kit was used, work speed is increased and time was saved, while injuries to nails and hands were reduced
9	Constraints identified and feedback for research	Unaware about these low-cost tools kit & not easy to available
10	Process of farmers participation and their reaction	Regular field visits, informing farmers about low-cost package of technology for drudgery mitigation in turmeric production system Appreciation for practical demonstration

OFT 13: - Assessment of Heat Treatment in improving the shelf life of pearl millets flour (Bajara)

1	Title of Technology Assessed	Assessment of Heat Treatment in improving the shelf life of pearl millets flour (Bajara)
2	Problem Definition	pearl millets flour turns bitter and ranced during storage
3	Details of technologies selected for assessment	Dry heat treatment before milling & Blanching of pearl millets before milling
4	Source of technology	CCSHAU,Hissar & MPKV, Rahuri
5	Production system and thematic area	storage techniques
6	Performance of the Technology with performance indicators	As Compared to the traditional method, direct milling of pearl millets the Shelf life of dry heat treatment before milling of pearl millets was increased by 35% and blanching of pearl millets before milling of pearl millets was increased by 56.66%
7	Feedback, matrix scoring of various technology parameters done through farmer's participation / other scoring techniques	By adopting these technologies, pearl millet can replace wheat as a sustainable ingredient in many baked and prepared preparations and become a new staple food with better nutrition and health.
8	Final recommendation for micro level situation	blanching of pearl millets before milling of pearl millets was good practice
9	Constraints identified and feedback for research	If blanched pearl millets is not dried properly, its flour may develop fungal growth (mold)
10	Process of farmers participation and their reaction	Conducting training programs (theoretical & practical) Improved knowledge and technical skill

ACTION PHOTOGRAPHS OF ON FARM TESTING ORGANIZED DURING 2024-25



USE OF WEEDICIDE PENDIMETHALIN PRE EMERGENCE IN COTTON



OFT ON BENGALGRAM CROP IMPROVED VAR. PDKV KANAK



USE OF PIGEON PEA VAR. BHIMA GRG 152



FARM TRIAL ON GA USE IN SOYBEAN



OFT - CROP REGULATION IN MANDARIN



OFT ON CROP REGULATION IN MANDARIN

ACTION PHOTOGRAPHS OF ON FARM TESTING ORGANIZED DURING 2024-25



OFT ON IPM IN BRINJAL



OFT ON IPM IN PIGEON PEA



OFT 1 MINRAL MIXTURE IN COW



OFT 2 LINSEED OIL IN GIRIRAJA POULTRY BIRDS



OFT ON DRUDGERY MITIGATION IN TURMERIC



ORGANOLEPTIC EVALUATION OF PEARL MILLETS FLOUR

ACTION PHOTOGRAPHS OF FRONT LINE DEMONSTRATION ORGANIZED DURING 24-25



FLD INM IN BENGALGRAM



FLD WHEAT VAR. MACS 6478



FLD ON PIGEON PEA IMPROVED VAR. BDN 716



FLD SOYBEAN ICM DEMONSTRATION



DEMONSTRATION ON SHORT DURATION VARIETIES IN TURMERIC



FLD-DIRECT SOWING OF ONION SEED PLOT

ACTION PHOTOGRAPHS OF FRONT LINE DEMONSTRATION ORGANIZED DURING 24-25



FLD - INM IN TURMERIC



FLD - INM IN TURMERIC QUALITY



DEMONSTRATION ON PINK BOLL WORM



Demonstration on Seed treatment in Bengal gram



DEMONSTRATION ON JAYANTI ROHU



FLD 1 EXPANSION OF DHN 10 JPEG 2

ACTION PHOTOGRAPHS OF FRONT LINE DEMONSTRATION ORGANIZED DURING 24-25



DISTRIBUTION OF SILAGE BAG UNDER FLD



DEMONSTRATION ON SILAGE CULTURE



FLD INPUT DISTRIBUTION ON NUTRI KITCHEN GARDEN



FLD ON SOYA HARVESTING MITTENS



FLD INPUT DISTRIBUTION ON SUPER GRAIN BAG



DEMONSTRATION ON SUPER GRAIN BAG

3.3. FRONTLINE DEMONSTRATION

A. Follow-up for results of FLDs implemented during previous years

List of technologies demonstrated during previous year and popularized during 2025 and recommended for large scale adoption in the district

S. No	Crop/ Enterprise	Thematic Area*	Technology demonstrated	Details of popularization methods suggested to the Extension system	Horizontal spread of technology		
1	Soybean	Integrated Crop Management	ICM with Var. MAUS 612, Yellow gold, KDS 992 Recommended practices	ICM, Field visit, Training & Demonstration	11	500	500
2	Wheat	Improved Variety	Var. MACS 6478	Improved variety + ICM	6	70	90
3	Turmeric	Varietal demonstration	Demonstration on short duration varieties in Turmeric	Demonstrations, Training, published Success stories, Media	5	21	9.12
4	Onion	Varietal demonstration	Varietal demonstration in Late kharif onion	Demonstrations, Training, published Success stories, Media	9	57	42
5	Turmeric	Integrated crop management	Demonstration on Influence of type of planting material used for yield and quality in turmeric	Demonstrations, Training, published Success stories, Media	17	257	122
6	Turmeric	INM	Demonstration on Integrated nutrient Management in turmeric	Demonstrations, Training, published Success stories, Media	7	147	69
7	Cotton	IPM	Management of pink boll worm	on 5 farmers field in each block. 2.Organized a new variety seed extension programme in selected focal villages. 3.Organize frequent exposure visit to FLD plot under Govt. funding	86	485	2460
8	Soybean	IPM	IPM in soybean	on 5 farmers field in each block. 2. Organized a new variety seed extension programme in selected focal villages. 3.Organize frequent exposure visit to FLD plot under Govt. funding	108	790	685
9	Soybean	Drudgery Reduction	Demonstration on soya harvesting mittens	FLD, Training,	17	445	180

B. Details of FLDs implemented during 2025 (Kharif 2025, Rabi 2024-25, Summer 2025) (Information is to be furnished in the following three tables for each category i.e. cereals, horticultural crops, oilseeds, pulses, cotton and commercial crops.)

Sl. No.	Crop	Thematic area	Technology Demonstrated	Season and year	Area (ha)		No. of farmers/ demonstration			Reasons for shortfall in achievement
					Proposed	Actual	SC/ST	Others	Total	
1	Soybean	INM	Seed treat., 191919 foliar application at pod initiation, plant protection	Kharif, 2025	04	04	02	08	10	Nil
2	Pigeon pea	INM	BDN 716	Kharif, 2025	04	04	1	09	10	Nil
3	Bengal gram	INM	Seed treat., Plant protection	Rabi, 2024	04	04	1	09	10	Nil
4	Wheat	VE	Seed	Rabi, 2024	04	04	1	09	10	Nil
	Other FLD and CFLD									
5	Soybean	INM	Seed treat., 191919 foliar application at pod initiation, plant protection	Kharif, 2025	04	04	02	08	10	Nil
6	Pigeon pea	INM	BDN 716	Kharif, 2025	04	04	1	09	10	Nil
7	Bengal gram	INM	Seed treat., Plant protection	Rabi, 2024	04	04	1	09	10	Nil
8	Wheat	VE	Seed	Rabi, 2024	04	04	1	09	10	Nil
9	Onion	Integrated crop management	Demonstration on Direct sowing of onion by onion seeder in Late kharif season (2025)	Late Kharif 2025	2.260	2.60	0	13	13	NA

		t								
10	Turmeric	Varietal	Demonstration on short duration varieties in Turmeric	Kharif 2024	0.26	0.26	0	13	13	NA
11	Turmeric	Integrated Crop Management	Demonstration on Influence of type of planting material used for yield and quality in turmeric	Kharif 2024	2.60	2.60	0	13	13	NA
12	Turmeric	Integrated Nutrient Management	Demonstration on Integrated nutrient Management in turmeric	Kharif 2024	2.60	2.60	0	13	0	NA
13	Soybean	IPM	IPM against girdle beetle and stem fly in soybean	Kharif 2025	4	4	2	8	10	-
14	Cotton	IPM	Integrated Management strategy against cotton pink bollworm	Kharif 2025	4	4	2	8	10	-

Details of farming situation

Crop	Season	Farming situation (RF/Irrigated)	Soil type	Status of soil			Previous crop	Sowing date	Harvest date	Seasonal rainfall (mm)	No. of rainy days
				N	P	K					
Soybean	Kharif 2025	Rainfed/protective irrigation	Medium to Heavy	Medium	Low	High	Bengal gram	12.06.25	25.09.25	121	56
Cotton	Kharif 25	Protective irrigation	Medium to Heavy	Medium	Low	High	Bengal gram	15.06.25	10.12.25	1261	60
Groundnut	Summer 25	Irrigated	Medium to Heavy	Medium	Low	High	Bengal gram	10.1.25	10.05.25	959.5	49
Bengal gram	Rabi, 2024	Irrigated	Medium to Heavy	Medium	Low	High	Soybean	23.10.24	29.1.24	959.5	49
Wheat	Rabi,	Limited	Medium to	Medium	Low	High	Soybean	23.10.24	30.1.24	959.5	49

	2024	Irrigated	Heavy	m							
Linseed	Rabi, 2024	Irrigated	Medium to Heavy	Medium	Low	High	Soybean	13.10.24	29.1.24	959.5	49
Safflower	Rabi, 2024	Irrigated	Medium to Heavy	Medium	Low	High	Soybean	03.10.24	29.1.24	959.5	49
Onion	Kharif 2025	Late Kharif 2025	Irrigated	Medium	Low	Low	High	Green Gram	12 Sept 2025	25 Dec 2025	925 mm
Turmeric	Kharif 2025	Kharif 2024	Irrigated	Medium	Low	Low	High	Bengal Gram	4 June 2024	5 March 2025	811 mm
Turmeric	Kharif 2025	Kharif 2024	Irrigated	Medium	Low	Low	High	Wheate	10 June 2024	15 March 2025	811 mm
Turmeric	Kharif 2025	Kharif 2024	Irrigated	Medium	Low	Low	High	Chia	7 June 2024	10 March 2025	811 mm
Soybean	Kharif 2025	Rainfed	Medium to heavy	Medium	Low	High	Bengalgram	IInd to last week of June 2025	IInd to last week of Oct 2025	1160	62
Cotton	Kharif 2025	Irrigated	Medium to heavy	Medium	Low	High	Bengalgram	IInd to last week of June 2025	IInd to last week of DEC 2025	1160	62

Technical Feedback on the demonstrated technologies

S. No	Feed Back
1	In Soybean crop the pre sowing seed treatment with bio fertilizer gave increased yield. The farmers realized importance of the use of pre sowing seed treatment and recommended inputs for increased crop production. ICM with improved variety use gave higher yield than farmers local practise.
2	The INM pigeon pea crop gave increased yield than local practice.
3	ICM with improved variety in Summer season Groundnut gave higher yield
4	In INM in Bengal gram crop by pre sowing seed treatment with biofertilizers gave good crop growth & increased yield. The farmers realized importance of the use of presowing seed treatment for increased crop production
5	The wheat crop variety MACS 6478 is suitable for timely sowing under irrigation, It has good grain & chapatti taste quality & gave increased yield than local variety
6	HDPS Cotton technology is time, labour efficient, feasible till early sowing rainfall permit & if planter is available, mostly farmers follow CS sowing
7	ICM in Linseed with improved variety use gave higher yield than farmer's local practice.
8	ICM in Safflower with improved variety use gave higher yield than farmer's local practice.
9	This technology of direct sowing of onion seed is highly suitable in district as the soil type is highly suitable in district. Saves the production cost towards the labor cost required for transplanting in traditional method. Also the duration of crop is reduced by atleast one month. Farmers are also getting higher BC ratio as compared to traditional crops
10	Short duration variety of turmeric i.e. PDKV waigaon is seems to suitable for specific area of washim district. Observed average result in some villages while extra ordinary result in 2 villages. That means this variety is suitable for specific soil types only. Can not be promoted in overall district,
11	Use of mother rhizome for planting rather than figure rhizome resulted in to better plant heath, reduced pest and diseases infestation and ultimately higher yield. Storage of mother rhizome is the only change in this technology. Proper storage in collier condition is highly required for mandating required number of plants per ha.
12	The farmer practice i.e. Gokrupa Amrut based turmeric cultivation yields better as compared with demonstrated technology. Need to rework on the technology
13	The farmers prefer the demonstrated IPM module against stem girdle beetle in soybean
14	The farmers prefer the demonstrated IPM module against cotton pink

Farmers' reactions on specific technologies

S. No	Feed Back
1	In Soybean crop the pre sowing seed treatment with bio fertilizer gave increased yield. The farmers realized importance of the use of pre sowing seed treatment and improved varieties with recommended inputs use for increased crop production
2	ICM with improved variety in Summer season Groundnut gave higher yield
3	The Pigeon pea crop farmers realized importance of the use of pre sowing seed treatment & recommended technology for increased crop production
4	In Bengal gram crop the pre sowing seed treatment with bio fertilizers gave good crop growth & increased yield. The farmers realized importance of the use of presowing seed treatment for increased crop production
5	The wheat crop improved variety MACS 6478 is liked by farmers & they will use it further to replace local wheat variety in irrigated area
6	In Cotton, Availability of Pneumatic planter , shredder and rainfall conditions affect HDPS sowing, CS system is feasible in medium soil condition.
7	Linseed crop improved variety and ICM practice is profitable.
8	Safflower crop improved variety and ICM practice is profitable.
9	Off season cultivation of onion is highly profitable as compared with rabbi season onion crop. Direct sowing reduces the labor cost, seed rate and also the duration of crop,
10	The market for PDKV Waigaon is the major constraint for washim district. Also the yield is low as compared with Selam variety. But the duration of the PDKV Waigaon variety is low and is good for limited irrigation conditions.
11	Using of Mother rhizome is found better in terms of crop growth, pest and disease infestation and yield.
12	Gokrupa amrut based production practice followed as farmers practice is better in terms of yield, quality with reduced cost of cultivation. And overall is better than demonstrated technology.
13	The farmers prefer the demonstrated IPM module against stem girdle beetle in soybean
14	The farmers prefer the demonstrated IPM module against cotton pink

Extension and Training activities under FLD

Sl. No.	Activity	No. of activities organized	Date	Number of participants	Remarks
1	Field days	02	Dec 2025 and Jan 2026	265	-
2	Farmers Training	06	2025-2026	148	-
3	Media coverage	-	Published in local news paper		-
4	Training for extension functionaries	-	-		-
5	Training of farmers	2	21.7.2025 and 25.9.2025	78	Off campus awareness training
6	Field days	8	1.12.25,5.12.25 ,12.12.25, 22&24.12.25 ,2.2.25, 16.5.25, 17.9.25	753	Soybean, Cotton , Groundnut Linseed Safflower crop activites
7	Farmers Training	26	10.1.25, 25.1.25,18.2.25,12.3.25,7.4.25,5.9.25,23.6.25,18.6.25,16.6.25,8.7.25, 19.8.25,12.8.25,14.8.25,7.8.25,2.8.25, 23.9.25,19.9.25,11.9.25,10.9.25,3.9.25,2.9.25,11.10.25,6.10.2521.11.2520 .11.25,1.11.25,7.11.25	217	Safflower, Groundnut, Soybean, Cotton NF Climate crop activites
8	Media coverage	8	As above dates	-	Soybean, Cotton Safflower Linseed crop activites
9	Training for extension functionaries	1	Washim 8.7.25	32	Soybean Pigeon pea Cotton

C. Performance of Frontline demonstrations

Frontline demonstrations on oilseed crops

Crop	Them atic Area	technology demonstrated	Variet y	No. of Farme rs	Are a (ha)	Yield (q/ha)				% Increa se in yield	Economics of demonstration (Rs./ha)				Economics of check (Rs./ha)			
						Demo			Chec k		Gross Cost	Gross Retur n	Net Retur n	BC R (R/ C)	Gross Cost	Gross Retur n	Net Retur n	BCR (R/C)
						Hig h	Low	Aver age										
Groundnut																		
	ICM	ICM +Improved variety	TAG7 3	75	30	19.1	17.0	18.0	15.6	15.4	61800	10976 6	47966	1.78	57950	93134	35185	1.61
Linseed																		
	ICM	ICM +Improved variety	NL26 0	50	20	7.8	7.0	7.1	6.2	14.5	18250	39896	21686	2.19	16220	35110	18891	2.16
Sunflower																		
	ICM	ICM +Improved variety	ISF76 4	75	30	15.7	13.0	14.3	12.1	18.2	23319	82990	59671	3.56	23319	82990	59671	3.56
Soybean																		
Soybean	INM	Presown seed treatment	JS 335	10	04	17.8	15.0	16.9	15.2	11.2	39625	73500	33875	1.86	37600	60900	23300	1.61

Crop	Them atic Area	technology demonstrated	Variet y	No. of Farme rs	Are a (ha)	Yield (q/ha)				% Increa se in yield	Economics of demonstration (Rs./ha)				Economics of check (Rs./ha)			
						Demo			Chec k		Gross Cost	Gross Retur n	Net Retur n	BC R (R/ C)	Gross Cost	Gross Retur n	Net Retur n	BCR (R/C)
						Hig h	Low	Aver age										
Soybean CFLD	ICM	Integrated crop management practices 1. Seed trt. (Carboxin37.5+ thirum37.5)2g/kg seed 2.Rhizhobium, PSB @5g/10ml/kg seed 3. Imazethapyr+Imaza mox 100g/ha 4. Thimethoxam + Lamdacyhalothrin 125ml/ha 5. Cholnitranyliprole 18.5SC 150ml/ha 6. Tebuconazole+Sulp hur 1kg/ha	PDKV Amba , Phule Kimay a	375	150	21	16.9	18.2	13.7	32.9	48600	10545 0	56850	2.17	46100	79300	33200	1.72

* Economics to be worked out based total cost of production per unit area and not on critical inputs alone.

** BCR= GROSS RETURN/GROSS COST

Frontline demonstration on pulse crops

Crop	Thematic Area	technology demonstrated	Variety	No. of Farmers	Area (ha)	Yield (q/ha)				% Increase in yield	Economics of demonstration (Rs./ha)				Economics of check (Rs./ha)		
						Demo			Check		Gross Cost	Gross Return	Net Return	BCR (R/C)	Gross Cost	Gross Return	Net Return
						High	Low	Average									
Pigeon pea	Varietal Demonstration	Improved variety	BDN 716	10	04	16.0	13.0	13.5	12.0	12.5	24420	91800	67380	3.76	23270	81600	58330
Chickpea																	
Chickpea	INM in Bengalgram	Pre sown Seed treatment	JAKI 9218	10	04	17.8	16.5	17.5	16.3	7.40	32155	89278	57123	2.78	31655	80883	49228

* Economics to be worked out based total cost of production per unit area and not on critical inputs alone.

** BCR= GROSS RETURN/GROSS COST

FLD on Other crops

Category & Crop	Thematic Area	Name of the technology	No. of Farmers	Area (ha)	Yield (q/ha)				% Change in Yield	Other Parameters		Economics of demonstration (Rs./ha)				Economics of check (Rs./ha)			
					Demo			Check		Demo	Check	Gross Cost	Gross Return	Net Return	BCR (R/C)	Gross Cost	Gross Return	Net Return	BCR (R/C)
					High	Low	Average												
Wheat	Varietal Demo	Use of var. MACS 6478	10	04	50	40	38	28	35.7	7.5 tillers/plant	5.5 tillers/plant	23190	76000	52810	3.28	21130	56000	34870	2.65
Turmeric	Varietal performance	Demonstration on short duration varieties	13	0.26	217.9	172.6	208	276	-24.64	-	-	193750	780099.3	586349	4.03	173750	602599.59	428849.5	3.47
	Integrated Crop Management	Demonstration on	13	2.60	345.3	311.8	322.60	309.8	4.13	-	-	194000	689316	495316	3.55	192000	675205	483205	3.52

Category & Crop	Thematic Area	Name of the technology	No. of Farmers	Area (ha)	Yield (q/ha)			Check	% Change in Yield	Other Parameters		Economics of demonstration (Rs./ha)				Economics of check (Rs./ha)			
					Demo					Demo	Check	Gross Cost	Gross Return	Net Return	BCR (R/C)	Gross Cost	Gross Return	Net Return	BCR (R/C)
					High	Low	Average												
	nt	Influence of type of planting material used for yield and quality																	
	INM in Turmeric	Demonstration on INM	13	2.60	332	295.5	313.70	328.40	4.48	-	-	192000	627400	435400	3.27	165000	715743.5	55743	4.34
Cotton	IPM	IPM against cotton Pink bollworm	10	4	15.60	12.60	13.50	11.40	18.42	Green boll damage% 3.9%	Green boll damage% 7.4%	45300	11250	55900	1:2.23	47500	85500	38000	1:1.80
Cotton	ICM HDPS CS	RCH 929,971	228	253	26.3	15.0	20.4	16.6	23.2	24.6	20.0	72979	151148	78169	2.7	67356	122848	55492	1.82

* Economics to be worked out based total cost of production per unit area and not on critical inputs alone.

** BCR= GROSS RETURN/GROSS COST

FLD on Livestock

Category	Thematic area	Name of the technology demonstrated	No. of Farmer	No. of Units (Animal / Poultry/ Birds, etc)	Major parameters		% change in major parameter	Other parameter		Economics of demonstration (Rs.)				Economics of check (Rs.)			
					Demo	Check		Demo	Check	Gross Cost	Gross Return	Net Return	BCR (R/C)	Gross Cost	Gross Return	Net Return	BCR (R/C)
Cattle																	
	Vertical Demonstration	Expansion of area under hybrid Napier DHN - 10 variety for fodder production	20	2000 fodder sticks	10.2 litr/day	8.5 lit/day	20 %	3.5 % Fat	3.4 % Fat	40000	88000	48000	2.2	30000	58000	28000	1.5
	Vertical Demonstration	Popularization of silage bag technique for a year - round green fodder availability	20	20 Silage Bag	9.6 Lit/Day	8.2 Lit/Day	17.7 %	4.2 % Fat	3.8 % Fat	42000	54000	12000	1.2	32000	44000	12000	1.2

* Economics to be worked out based total cost of production per unit area and not on critical inputs alone.

** BCR= GROSS RETURN/GROSS COST

FLD on Fisheries

Category	Thematic area	Name of the technology demonstrated	No. of Farmer	No. of units	Major parameters		% change in major parameter	Other parameter		Economics of demonstration (Rs.)				Economics of check (Rs.)			
					Demonstration	Check		Demonstration	Check	Gross Cost	Gross Return	Net Return	BCR (R/C)	Gross Cost	Gross Return	Net Return	BCR (R/C)
Composite fish culture	Varietal demonstration	Use of Cat fish Pangacious for better growth & production	10	10	1188 Kg	870 Kg	36.55	-	-	47520	106920	59400	2.25	34800	60900	26100	1.80
Composite fish culture	Varietal demonstration	Use of genetically improved breed of Jayanti rohu for better growth & production	10	10	792 Kg	580 Kg	36.55	-	-	31680	71280	39600	2.25	23200	40600	17400	1.75

* Economics to be worked out based total cost of production per unit area and not on critical inputs alone.

** BCR= GROSS RETURN/GROSS COST

FLD on Women Empowerment

Category	Name of technology	No. of demonstrations	Name of observations	Demonstration	Check
Wheat	Super Grain Bag	50	Pest infestation / kg grain Increase in storage shelf life of wheat (in month)	4 % 9 Month	12% 8 Month

FLD on Other Enterprise: Kitchen Gardening

Nutrition garden components	Thematic area	Area (sq mt)	No. of Farmer	No. of Units	Yield (Kg)- supply of vegetables, fruits, etc from KG in the year		% change in yield	Household size (number)		Economics of demonstration (Rs./ha)				Economics of check (Rs./ha)			
					Demonstration	Check*		Dem o	Check	Gross Cost	Gross Return/Savings*	Net Return	BCR (R/C)	Gross Cost	Gross Return/Savings*	Net Return	BCR (R/C)
Seasonal fruits and vegetables	Household Food Security	85.5 sq.m / garden	50	50	500	14	72	74.5sqm	18.0sq.m	2500/garden/year	15500/garden/year	13000/garden/year	1:6.2	1100	3200	2100	1:2.9

*check maybe family adopting different Nutrition garden model/ no adoption of Nutrition garden model
Savings from produce of Nutrition garden used for home consumption

3.4. Training Programmes (Online programmes if any should be included under On Campus category)

Farmers' Training including sponsored training programmes (on campus)

Thematic area	No. of courses	Participants								
		Others			SC/ST			Grand Total		
		Male	Female	Total	Male	Female	Total	Male	Female	Total
I Crop Production										
Weed Management	1	80	1	81	5	1	6	85	2	87
Resource Conservation Technologies	0	0	0	0	0	0	0	0	0	0
Cropping Systems	0	0	0	0	0	0	0	0	0	0
Crop Diversification	0	0	0	0	0	0	0	0	0	0
Integrated Farming	0	0	0	0	0	0	0	0	0	0
Micro Irrigation/irrigation	0	0	0	0	0	0	0	0	0	0
Seed production	0	0	0	0	0	0	0	0	0	0
Nursery management	0	0	0	0	0	0	0	0	0	0
Integrated Crop Management	2	115	18	121	77	0	77	176	20	196
Soil & water conservation	0	0	0	0	0	0	0	0	0	0
Integrated nutrient management	0	0	0	0	0	0	0	0	0	0
Production of organic inputs	1	31	0	31	3	0	3	34	0	34
Others (pl. specify) Productivity enhancement	3	345	14	359	29	21	50	374	35	409
Total	7	571	33	592	114	22	136	669	57	726
II Horticulture										
a) Vegetable Crops	0	0	0	0	0	0	0	0	0	0
Production of low value and high value crops	1	13	0	13	0	0	0	13	0	13
Off-season vegetables	0	0	0	0	0	0	0	0	0	0
Nursery raising	0	0	0	0	0	0	0	0	0	0
Exotic vegetables	0	0	0	0	0	0	0	0	0	0
Export potential vegetables	0	0	0	0	0	0	0	0	0	0
Grading and standardization	0	0	0	0	0	0	0	0	0	0
Protective cultivation	0	0	0	0	0	0	0	0	0	0
Others (pl specify)	0	0	0	0	0	0	0	0	0	0
Total (a)	1	13	0	13	0	0	0	13	0	13
b) Fruits										
Training and Pruning	0	0	0	0	0	0	0	0	0	0
Layout and Management of Orchards	0	0	0	0	0	0	0	0	0	0
Cultivation of Fruit	2	92	0	92	5	0	5	97	0	97
Management of young plants/orchards	0	0	0	0	0	0	0	0	0	0
Rejuvenation of old orchards	0	0	0	0	0	0	0	0	0	0
Export potential fruits	0	0	0	0	0	0	0	0	0	0
Micro irrigation systems of orchards	0	0	0	0	0	0	0	0	0	0
Plant propagation techniques	0	0	0	0	0	0	0	0	0	0
Others (pl specify)	0	0	0	0	0	0	0	0	0	0

Thematic area	No. of courses	Participants								
		Others			SC/ST			Grand Total		
		Male	Female	Total	Male	Female	Total	Male	Female	Total
Total (b)	2	92	0	92	5	0	5	97	0	97
c) Ornamental Plants										
Nursery Management	0	0	0	0	0	0	0	0	0	0
Management of potted plants	0	0	0	0	0	0	0	0	0	0
Export potential of ornamental plants	0	0	0	0	0	0	0	0	0	0
Propagation techniques of Ornamental Plants	0	0	0	0	0	0	0	0	0	0
Others (pl specify)	0	0	0	0	0	0	0	0	0	0
Total (c)	0	0	0	0	0	0	0	0	0	0
d) Plantation crops										
Production and Management technology	0	0	0	0	0	0	0	0	0	0
Processing and value addition	0	0	0	0	0	0	0	0	0	0
Others (pl specify)	0	0	0	0	0	0	0	0	0	0
Total (d)	0	0	0	0	0	0	0	0	0	0
e) Tuber crops	0	0	0	0	0	0	0	0	0	0
Production and Management technology	0	0	0	0	0	0	0	0	0	0
Processing and value addition	0	0	0	0	0	0	0	0	0	0
Others (pl specify)	0	0	0	0	0	0	0	0	0	0
Total (e)	0	0	0	0	0	0	0	0	0	0
f) Spices										
Production and Management technology	1	33	30	63	2	2	4	35	32	67
Processing and value addition	0	0	0	0	0	0	0	0	0	0
Others (pl specify)	0	0	0	0	0	0	0	0	0	0
Total (f)	1	33	30	63	2	2	4	35	32	67
g) Medicinal and Aromatic Plants										
Nursery management	0	0	0	0	0	0	0	0	0	0
Production and management technology	0	0	0	0	0	0	0	0	0	0
Post harvest technology and value addition	0	0	0	0	0	0	0	0	0	0
Others (pl specify)	0	0	0	0	0	0	0	0	0	0
Total (g)	0	0	0	0	0	0	0	0	0	0
Grand Total (a to g)	4	138	30	168	7	2	9	145	32	177
III Soil Health and Fertility Management	0	0	0	0	0	0	0	0	0	0
Soil fertility management	0	0	0	0	0	0	0	0	0	0
Integrated water management	0	0	0	0	0	0	0	0	0	0
Integrated Nutrient Management	0	0	0	0	0	0	0	0	0	0

Thematic area	No. of courses	Participants								
		Others			SC/ST			Grand Total		
		Male	Female	Total	Male	Female	Total	Male	Female	Total
Production and use of organic inputs	0	0	0	0	0	0	0	0	0	0
Management of Problematic soils	0	0	0	0	0	0	0	0	0	0
Micro nutrient deficiency in crops	0	0	0	0	0	0	0	0	0	0
Nutrient Use Efficiency	0	0	0	0	0	0	0	0	0	0
Balance use of fertilizers	0	0	0	0	0	0	0	0	0	0
Soil and Water Testing	0	0	0	0	0	0	0	0	0	0
Others (pl specify)	0	0	0	0	0	0	0	0	0	0
Total	0	0	0	0	0	0	0	0	0	0
IV Livestock Production and Management	0	0	0	0	0	0	0	0	0	0
Dairy Management	0	0	0	0	0	0	0	0	0	0
Poultry Management	2	9	0	9	6	8	14	15	8	23
Piggery Management	0	0	0	0	0	0	0	0	0	0
Goat Management	1	34	12	46	8	2	10	42	14	56
Animal Nutrition Management	1	18	0	18	2	0	2	20	0	20
Disease Management	0	0	0	0	0	0	0	0	0	0
Feed & fodder technology	1	7	6	13	2	0	2	9	6	15
Production of quality animal products	0	0	0	0	0	0	0	0	0	0
Others (pl specify)	0	0	0	0	0	0	0	0	0	0
Total	5	68	18	86	18	10	28	86	28	114
V Home Science/Women empowerment										
Household food security by kitchen gardening and nutrition gardening	2	0	14	14	0	10	10	0	24	24
Design and development of low/minimum cost diet	0	0	0	0	0	0	0	0	0	0
Designing and development for high nutrient efficiency diet	0	0	0	0	0	0	0	0	0	0
Minimization of nutrient loss in processing	0	0	0	0	0	0	0	0	0	0
Processing and cooking	0	0	0	0	0	0	0	0	0	0
Gender mainstreaming through SHGs	0	0	0	0	0	0	0	0	0	0
Storage loss minimization techniques	1	0	18	18	0	0	0	0	18	18
Value addition	1	0	11	11	0	6	6	0	17	17
Women empowerment	0	0	0	0	0	0	0	0	0	0
Location specific drudgery reduction technologies	1	0	45	45	0	10	10	0	55	55
Rural Crafts	0	0	0	0	0	0	0	0	0	0
Women and child care	0	0	0	0	0	0	0	0	0	0

Thematic area	No. of courses	Participants								
		Others			SC/ST			Grand Total		
		Male	Female	Total	Male	Female	Total	Male	Female	Total
Others (Income Generation Activity)	13	61	149	210	18	61	79	79	210	289
Total	18	61	237	298	18	87	105	79	324	403
VII Plant Protection										
Integrated Pest Management	5	102	27	129	9	0	9	111	27	138
Integrated Disease Management	0	0	0	0	0	0	0	0	0	0
Bio-control of pests and diseases	0	0	0	0	0	0	0	0	0	0
Production of bio control agents and bio pesticides	0	0	0	0	0	0	0	0	0	0
Others (pl specify)	0	0	0	0	0	0	0	0	0	0
Total	5	102	27	129	9	0	9	111	27	138
VIII Fisheries	0	0	0	0	0	0	0	0	0	0
Integrated fish farming	1	11	0	11	4	0	4	16	0	16
Carp breeding and hatchery management	0	0	0	0	0	0	0	0	0	0
Carp fry and fingerling rearing	0	0	0	0	0	0	0	0	0	0
Composite fish culture	1	22	0	22	5	0	5	27	0	27
Hatchery management and culture of freshwater prawn	0	0	0	0	0	0	0	0	0	0
Breeding and culture of ornamental fishes	0	0	0	0	0	0	0	0	0	0
Portable plastic carp hatchery	0	0	0	0	0	0	0	0	0	0
Pen culture of fish and prawn	0	0	0	0	0	0	0	0	0	0
Shrimp farming	0	0	0	0	0	0	0	0	0	0
Edible oyster farming	0	0	0	0	0	0	0	0	0	0
Pearl culture	0	0	0	0	0	0	0	0	0	0
Fish processing and value addition	0	0	0	0	0	0	0	0	0	0
Others (pl specify)	0	0	0	0	0	0	0	0	0	0
Total	2	33	0	33	9	0	9	43	0	43
IX Production of Inputs at site	0	0	0	0	0	0	0	0	0	0
Seed Production	0	0	0	0	0	0	0	0	0	0
Planting material production	0	0	0	0	0	0	0	0	0	0
Bio-agents production	0	0	0	0	0	0	0	0	0	0
Bio-pesticides production	0	0	0	0	0	0	0	0	0	0
Bio-fertilizer production	0	0	0	0	0	0	0	0	0	0
Vermi-compost production	0	0	0	0	0	0	0	0	0	0
Organic manures production	1	30	0	30	3	0	3	33	0	33
Production of fry and fingerlings	0	0	0	0	0	0	0	0	0	0
Production of Bee-colonies and wax sheets	0	0	0	0	0	0	0	0	0	0
Small tools and implements	0	0	0	0	0	0	0	0	0	0
Production of livestock feed	0	0	0	0	0	0	0	0	0	0

Thematic area	No. of courses	Participants								
		Others			SC/ST			Grand Total		
		Male	Female	Total	Male	Female	Total	Male	Female	Total
and fodder										
Production of Fish feed	0	0	0	0	0	0	0	0	0	0
Mushroom Production	0	0	0	0	0	0	0	0	0	0
Apiculture	0	0	0	0	0	0	0	0	0	0
Others (pl specify)	0	0	0	0	0	0	0	0	0	0
Total	1	30	0	30	3	0	3	33	0	33
XII Agril Economics (On)										
Processing and Value addition	1	26	0	26	0	0	0	26	0	26
Entrepreneurship Development	4	159	3	162	0	25	25	159	28	187
Agricultural Extension	1	20	12	32	0	0	0	20	12	32
Capacity Building and Group Dynamics	1	36	0	36	0	0	0	36	0	36
Farm Implements	0	0	0	0	0	0	0	0	0	0
Total	7	241	15	256	0	25	25	241	40	281
GRAND TOTAL	49	1244	360	1592	178	146	324	1407	508	1915

Farmers' Training including sponsored training programmes (off campus)

Thematic area	No. of courses	Participants								
		Others			SC/ST			Grand Total		
		Male	Female	Total	Male	Female	Total	Male	Female	Total
I Crop Production										
Weed Management	0	0	0	0	0	0	0	0	0	0
Resource Conservation Technologies	0	0	0	0	0	0	0	0	0	0
Cropping Systems	0	0	0	0	0	0	0	0	0	0
Crop Diversification	0	0	0	0	0	0	0	0	0	0
Integrated Farming	0	0	0	0	0	0	0	0	0	0
Micro Irrigation/irrigation	0	0	0	0	0	0	0	0	0	0
Seed production	0	0	0	0	0	0	0	0	0	0
Nursery management	0	0	0	0	0	0	0	0	0	0
Integrated Crop Management	0	0	0	0	0	0	0	0	0	0
Soil & water conservation	0	0	0	0	0	0	0	0	0	0
Integrated nutrient management	0	0	0	0	0	0	0	0	0	0
Production of organic inputs	0	0	0	0	0	0	0	0	0	0
Total	0	0	0	0	0	0	0	0	0	0
II Horticulture										
a) Vegetable Crops										
Production of low value and high value	5	100	24	124	34	8	42	134	32	216

Thematic area	No. of courses	Participants								
		Others			SC/ST			Grand Total		
		Male	Female	Total	Male	Female	Total	Male	Female	Total
crops										
Off-season vegetables	2	48	0	48	0	0	0	48	0	48
Nursery raising	0	0	0	0	0	0	0	0	0	0
Exotic vegetables	0	0	0	0	0	0	0	0	0	0
Export potential vegetables	0	0	0	0	0	0	0	0	0	0
Grading and standardization	0	0	0	0	0	0	0	0	0	0
Protective cultivation	0	0	0	0	0	0	0	0	0	0
Others (pl specify) Organic farming	4	84	30	114	4	0	4	88	30	118
Total (a)	11	232	54	286	38	8	46	270	62	382
b) Fruits										
Training and Pruning	0	0	0	0	0	0	0	0	0	0
Layout and Management of Orchards	1	63	0	63	9	0	9	72	0	72
Cultivation of Fruit	8	205	21	226	50	0	50	255	21	276
Management of young plants/orchards	8	268	2	270	34	0	34	302	2	304
Rejuvenation of old orchards	0	0	0	0	0	0	0	0	0	0
Export potential fruits	0	0	0	0	0	0	0	0	0	0
Micro irrigation systems of orchards	0	0	0	0	0	0	0	0	0	0
Plant propagation techniques	0	0	0	0	0	0	0	0	0	0
Others (pl specify) Organic Farming	1	16	0	16	0	0	0	16	0	16
Total (b)	18	552	23	575	93	0	93	645	23	668
c) Ornamental Plants										
Nursery Management	0	0	0	0	0	0	0	0	0	0
Management of potted plants	0	0	0	0	0	0	0	0	0	0
Export potential of ornamental plants	0	0	0	0	0	0	0	0	0	0
Propagation techniques of Ornamental Plants	0	0	0	0	0	0	0	0	0	0
Others (pl specify)	0	0	0	0	0	0	0	0	0	0
Total (c)	0	0	0	0	0	0	0	0	0	0
d) Plantation crops										
Production and Management technology	0	0	0	0	0	0	0	0	0	0

Thematic area	No. of courses	Participants								
		Others			SC/ST			Grand Total		
		Male	Female	Total	Male	Female	Total	Male	Female	Total
Processing and value addition	0	0	0	0	0	0	0	0	0	0
Others (pl specify)	0	0	0	0	0	0	0	0	0	0
Total (d)	0	0	0	0	0	0	0	0	0	0
e) Tuber crops										
Production and Management technology	0	0	0	0	0	0	0	0	0	0
Processing and value addition	0	0	0	0	0	0	0	0	0	0
Others (pl specify)	0	0	0	0	0	0	0	0	0	0
Total (e)	0	0	0	0	0	0	0	0	0	0
f) Spices										
Production and Management technology	20	531	174	705	38	17	55	569	191	760
Processing and value addition	0	0	0	0	0	0	0	0	0	0
Others Organic Farming /Natural farming	6	305	226	531	100	28	128	405	254	659
Total (f)	26	836	400	1236	138	45	183	974	445	1419
g) Medicinal and Aromatic Plants										
Nursery management	0	0	0	0	0	0	0	0	0	0
Production and management technology	0	0	0	0	0	0	0	0	0	0
Post harvest technology and value addition	0	0	0	0	0	0	0	0	0	0
Others (pl specify)	0	0	0	0	0	0	0	0	0	0
Total (g)	0	0	0	0	0	0	0	0	0	0
Grand Total (a to g)	55	1620	477	2097	269	53	322	1889	530	2469
III Soil Health and Fertility Management										
Soil fertility management	0	0	0	0	0	0	0	0	0	0
Integrated water management	0	0	0	0	0	0	0	0	0	0
Integrated Nutrient Management	0	0	0	0	0	0	0	0	0	0
Production and use of organic inputs	0	0	0	0	0	0	0	0	0	0
Management of Problematic soils	0	0	0	0	0	0	0	0	0	0
Micro nutrient	0	0	0	0	0	0	0	0	0	0

Thematic area	No. of courses	Participants								
		Others			SC/ST			Grand Total		
		Male	Female	Total	Male	Female	Total	Male	Female	Total
deficiency in crops										
Nutrient Use Efficiency	0	0	0	0	0	0	0	0	0	0
Balance use of fertilizers	0	0	0	0	0	0	0	0	0	0
Soil and Water Testing	0	0	0	0	0	0	0	0	0	0
Total	0	0	0	0	0	0	0	0	0	0
IV Livestock Production and Management										
Dairy Management	2	19	0	19	5	23	28	24	23	47
Poultry Management	1	0	0	0	2	23	25	2	25	27
Piggery Management	0	0	0	0	0	0	0	0	0	0
Goat Management	1	15	0	15	5	0	5	20	0	20
Animal Nutrition Management	1	0	0	0	0	15	15	0	15	15
Disease Management	4	41	8	49	53	12	65	94	20	114
Feed & fodder technology	4	71	0	71	10	40	50	81	40	121
Production of quality animal products	0	0	0	0	0	0	0	0	0	0
Others (pl specify)	0	0	0	0	0	0	0	0	0	0
Total	13	146	8	154	75	113	188	221	123	344
V Home Science/Women empowerment										
Household food security by kitchen gardening and nutrition gardening	0	0	0	0	0	0	0	0	0	0
Design and development of low/minimum cost diet	0	0	0	0	0	0	0	0	0	0
Designing and development for high nutrient efficiency diet	0	0	0	0	0	0	0	0	0	0
Minimization of nutrient loss in processing	0	0	0	0	0	0	0	0	0	0
Processing and cooking	0	0	0	0	0	0	0	0	0	0
Gender mainstreaming through SHGs	0	0	0	0	0	0	0	0	0	0
Storage loss minimization	0	0	0	0	0	0	0	0	0	0

Thematic area	No. of courses	Participants								
		Others			SC/ST			Grand Total		
		Male	Female	Total	Male	Female	Total	Male	Female	Total
techniques										
Value addition	0	0	0	0	0	0	0	0	0	0
Women empowerment	0	0	0	0	0	0	0	0	0	0
Location specific drudgery reduction technologies	0	0	0	0	0	0	0	0	0	0
Rural Crafts	0	0	0	0	0	0	0	0	0	0
Women and child care	0	0	0	0	0	0	0	0	0	0
Others (pl specify)	0	0	0	0	0	0	0	0	0	0
Total	0	0	0	0	0	0	0	0	0	0
VII Plant Protection										
Integrated Pest Management	12	397	0	397	22	0	22	419	0	419
Integrated Disease Management	0	0	0	0	0	0	0	0	0	0
Bio-control of pests and diseases	0	0	0	0	0	0	0	0	0	0
Production of bio control agents and bio pesticides	0	0	0	0	0	0	0	0	0	0
Others (pl specify)	0	0	0	0	0	0	0	0	0	0
Total	12	397	0	397	22	0	22	419	0	419
VIII Fisheries										
Integrated fish farming	0	0	0	0	0	0	0	0	0	0
Carp breeding and hatchery management	0	0	0	0	0	0	0	0	0	0
Carp fry and fingerling rearing	0	0	0	0	0	0	0	0	0	0
Composite fish culture	0	0	0	0	0	0	0	0	0	0
Hatchery management and culture of freshwater prawn	0	0	0	0	0	0	0	0	0	0
Breeding and culture of ornamental fishes	0	0	0	0	0	0	0	0	0	0
Portable plastic carp hatchery	0	0	0	0	0	0	0	0	0	0
Pen culture of fish and prawn	0	0	0	0	0	0	0	0	0	0
Shrimp farming	0	0	0	0	0	0	0	0	0	0
Edible oyster farming	0	0	0	0	0	0	0	0	0	0
Pearl culture	0	0	0	0	0	0	0	0	0	0

Thematic area	No. of courses	Participants								
		Others			SC/ST			Grand Total		
		Male	Female	Total	Male	Female	Total	Male	Female	Total
Fish processing and value addition	0	0	0	0	0	0	0	0	0	0
Others (pl specify)	0	0	0	0	0	0	0	0	0	0
Total	0	0	0	0	0	0	0	0	0	0
IX Production of Inputs at site										
Seed Production	0	0	0	0	0	0	0	0	0	0
Planting material production	0	0	0	0	0	0	0	0	0	0
Bio-agents production	0	0	0	0	0	0	0	0	0	0
Bio-pesticides production	0	0	0	0	0	0	0	0	0	0
Bio-fertilizer production	0	0	0	0	0	0	0	0	0	0
Vermi-compost production	0	0	0	0	0	0	0	0	0	0
Organic manures production	0	0	0	0	0	0	0	0	0	0
Production of fry and fingerlings	0	0	0	0	0	0	0	0	0	0
Production of Bee-colonies and wax sheets	0	0	0	0	0	0	0	0	0	0
Small tools and implements	0	0	0	0	0	0	0	0	0	0
Production of livestock feed and fodder	0	0	0	0	0	0	0	0	0	0
Production of Fish feed	0	0	0	0	0	0	0	0	0	0
Mushroom Production	0	0	0	0	0	0	0	0	0	0
Apiculture	0	0	0	0	0	0	0	0	0	0
Others (pl specify)	0	0	0	0	0	0	0	0	0	0
Total	0	0	0	0	0	0	0	0	0	0
XII Agril Economics (Off)				F						
Processing and Value addition	4	83	0	83	22	0	22	105	0	105
Entrepreneurship Development	2	61	0	61	0	0	0	61	0	61
AgFricultural Extension	2	73	0	73	0	0	0	73	0	73
Capacity Building and Group Dynamics	2	25	0	25	27		27	52	0	52
Farm Implements	2	48	76	124	0	0	0	48	76	124
Total	12	290	76	366	49	0	49	339	76	415
GRAND TOTAL	92	2453	561	3014	415	166	581	2868	729	3647

Farmers' Training including sponsored training programmes – CONSOLIDATED (On + Off campus)

Thematic area	No. of courses	Participants								
		Others			SC/ST			Grand Total		
		Male	Female	Total	Male	Female	Total	Male	Female	Total
I Crop Production										
Weed Management	1	80	1	81	5	1	6	85	2	87
Resource Conservation Technologies	0	0	0	0	0	0	0	0	0	0
Cropping Systems	0	0	0	0	0	0	0	0	0	0
Crop Diversification	0	0	0	0	0	0	0	0	0	0
Integrated Farming	0	0	0	0	0	0	0	0	0	0
Micro Irrigation/irrigation	0	0	0	0	0	0	0	0	0	0
Seed production	0	0	0	0	0	0	0	0	0	0
Nursery management	0	0	0	0	0	0	0	0	0	0
Integrated Crop Management	2	115	18	121	77	0	77	176	20	196
Soil & water conservation	0	0	0	0	0	0	0	0	0	0
Integrated nutrient management	0	0	0	0	0	0	0	0	0	0
Production of organic inputs	1	31	0	31	3	0	3	34	0	34
Others (Productivity enhancement)	3	345	14	359	29	21	50	374	35	409
Total	7	571	33	592	114	22	136	669	57	726
II Horticulture										
a) Vegetable Crops										
Production of low value and high value crops	6	263	24	287	34	8	42	297	32	329
Off-season vegetables	2	48	0	48	0	0	0	48	0	48
Nursery raising	0	0	0	0	0	0	0	0	0	0
Exotic vegetables	0	0	0	0	0	0	0	0	0	0
Export potential vegetables	0	0	0	0	0	0	0	0	0	0
Grading and standardization	0	0	0	0	0	0	0	0	0	0
Protective cultivation	0	0	0	0	0	0	0	0	0	0
Others (pl specify)	4	84	30	114	4	0	4	88	30	118
Total (a)	12	395	54	449	38	8	46	433	62	495
b) Fruits										
Training and Pruning	0	0	0	0	0	0	0	0	0	0
Layout and Management of Orchards	1	63	0	63	9	0	9	72	0	72
Cultivation of Fruit	10	597	21	618	55	0	55	652	21	673

Thematic area	No. of courses	Participants								
		Others			SC/ST			Grand Total		
		Male	Female	Total	Male	Female	Total	Male	Female	Total
Management of young plants/orchards	8	268	2	270	34	0	34	302	2	304
Rejuvenation of old orchards	0	0	0	0	0	0	0	0	0	0
Export potential fruits	0	0	0	0	0	0	0	0	0	0
Micro irrigation systems of orchards	0	0	0	0	0	0	0	0	0	0
Plant propagation techniques	0	0	0	0	0	0	0	0	0	0
Others (pl specify)	1	16	0	16	0	0	0	16	0	16
Total (b)	20	944	23	967	98	0	98	1042	23	1065
c) Ornamental Plants										
Nursery Management	0	0	0	0	0	0	0	0	0	0
Management of potted plants	0	0	0	0	0	0	0	0	0	0
Export potential of ornamental plants	0	0	0	0	0	0	0	0	0	0
Propagation techniques of Ornamental Plants	0	0	0	0	0	0	0	0	0	0
Others (pl specify)	0	0	0	0	0	0	0	0	0	0
Total (c)	0	0	0	0	0	0	0	0	0	0
d) Plantation crops										
Production and Management technology	0	0	0	0	0	0	0	0	0	0
Processing and value addition	0	0	0	0	0	0	0	0	0	0
Others (pl specify)	0	0	0	0	0	0	0	0	0	0
Total (d)	0	0	0	0	0	0	0	0	0	0
e) Tuber crops										
Production and Management technology	0	0	0	0	0	0	0	0	0	0
Processing and value addition	0	0	0	0	0	0	0	0	0	0
Others (pl specify)	0	0	0	0	0	0	0	0	0	0
Total (e)	0	0	0	0	0	0	0	0	0	0
f) Spices										
Production and Management technology	21	864	204	1068	40	19	59	904	223	1127
Processing and value addition	0	0	0	0	0	0	0	0	0	0
Others (pl specify)	6	305	226	531	100	28	128	405	254	659
Total (f)	27	1169	430	1599	140	47	187	1309	477	1786

Thematic area	No. of courses	Participants								
		Others			SC/ST			Grand Total		
		Male	Female	Total	Male	Female	Total	Male	Female	Total
g) Medicinal and Aromatic Plants										
Nursery management	0	0	0	0	0	0	0	0	0	0
Production and management technology	0	0	0	0	0	0	0	0	0	0
Post harvest technology and value addition	0	0	0	0	0	0	0	0	0	0
Others (pl specify)	0	0	0	0	0	0	0	0	0	0
Total (g)	0	0	0	0	0	0	0	0	0	0
Grand Total (a to g)	59	1758	507	2265	276	55	331	2034	562	2646
III Soil Health and Fertility Management										
Soil fertility management	0	0	0	0	0	0	0	0	0	0
Integrated water management	0	0	0	0	0	0	0	0	0	0
Integrated Nutrient Management	0	0	0	0	0	0	0	0	0	0
Production and use of organic inputs	0	0	0	0	0	0	0	0	0	0
Management of Problematic soils	0	0	0	0	0	0	0	0	0	0
Micro nutrient deficiency in crops	0	0	0	0	0	0	0	0	0	0
Nutrient Use Efficiency	0	0	0	0	0	0	0	0	0	0
Balance use of fertilizers	0	0	0	0	0	0	0	0	0	0
Soil and Water Testing	0	0	0	0	0	0	0	0	0	0
Others (pl specify)	0	0	0	0	0	0	0	0	0	0
Total	0	0	0	0	0	0	0	0	0	0
IV Livestock Production and Management										
Dairy Management	2	19	0	19	5	23	28	24	23	47
Poultry Management	3	9	0	9	8	31	39	17	33	50
Piggery Management	0	0	0	0	0	0	0	0	0	0
Rabbit Management	2	49	12	61	13	2	15	62	14	76
Animal Nutrition Management	2	18	0	18	2	15	17	20	15	35
Disease Management	4	41	8	49	53	12	65	94	20	114
Feed & fodder technology	5	78	6	84	12	40	52	90	46	136
Production of quality animal products	0	0	0	0	0	0	0	0	0	0

Thematic area	No. of courses	Participants								
		Others			SC/ST			Grand Total		
		Male	Female	Total	Male	Female	Total	Male	Female	Total
Others (pl specify)	0	0	0	0	0	0	0	0	0	0
Total	18	214	26	240	93	123	216	307	151	458
V Home Science/Women empowerment										
Household food security by kitchen gardening and nutrition gardening	2	0	14	14	0	10	10	0	24	24
Design and development of low/minimum cost diet	0	0	0	0	0	0	0	0	0	0
Designing and development for high nutrient efficiency diet	0	0	0	0	0	0	0	0	0	0
Minimization of nutrient loss in processing	0	0	0	0	0	0	0	0	0	0
Processing and cooking	0	0	0	0	0	0	0	0	0	0
Gender mainstreaming through SHGs	0	0	0	0	0	0	0	0	0	0
Storage loss minimization techniques	1	0	18	18	0	0	0	0	18	18
Value addition	1	0	11	11	0	6	6	0	17	17
Women empowerment	0	0	0	0	0	0	0	0	0	0
Location specific drudgery reduction technologies	1	0	45	45	0	10	10	0	55	55
Rural Crafts	0	0	0	0	0	0	0	0	0	0
Women and child care	0	0	0	0	0	0	0	0	0	0
Others (pl specify)	13	61	149	210	18	61	79	79	210	289
Total	18	61	237	298	18	87	105	79	324	403
VII Plant Protection										
Integrated Pest Management	17	499	27	526	31	0	31	530	27	557
Integrated Disease Management	0	0	0	0	0	0	0	0	0	0
Bio-control of pests and diseases	0	0	0	0	0	0	0	0	0	0
Production of bio control agents and	0	0	0	0	0	0	0	0	0	0

Thematic area	No. of courses	Participants								
		Others			SC/ST			Grand Total		
		Male	Female	Total	Male	Female	Total	Male	Female	Total
bio pesticides										
Others (pl specify)	0	0	0	0	0	0	0	0	0	0
Total	17	499	27	526	31	0	31	530	27	557
VIII Fisheries										
Integrated fish farming	1	11	0	11	4	0	4	16	0	16
Carp breeding and hatchery management	0	0	0	0	0	0	0	0	0	0
Carp fry and fingerling rearing	0	0	0	0	0	0	0	0	0	0
Composite fish culture	1	22	0	22	5	0	5	27	0	27
Hatchery management and culture of freshwater prawn	0	0	0	0	0	0	0	0	0	0
Breeding and culture of ornamental fishes	0	0	0	0	0	0	0	0	0	0
Portable plastic carp hatchery	0	0	0	0	0	0	0	0	0	0
Pen culture of fish and prawn	0	0	0	0	0	0	0	0	0	0
Shrimp farming	0	0	0	0	0	0	0	0	0	0
Edible oyster farming	0	0	0	0	0	0	0	0	0	0
Pearl culture	0	0	0	0	0	0	0	0	0	0
Fish processing and value addition	0	0	0	0	0	0	0	0	0	0
Others (pl specify)	0	0	0	0	0	0	0	0	0	0
Total	2	33	0	33	9	0	9	43	0	43
IX Production of Inputs at site										
Seed Production	0	0	0	0	0	0	0	0	0	0
Planting material production	0	0	0	0	0	0	0	0	0	0
Bio-agents production	0	0	0	0	0	0	0	0	0	0
Bio-pesticides production	0	0	0	0	0	0	0	0	0	0
Bio-fertilizer production	0	0	0	0	0	0	0	0	0	0
Vermi-compost production	0	0	0	0	0	0	0	0	0	0
Organic manures production	1	30	0	30	3	0	3	33	0	33
Production of fry and fingerlings	0	0	0	0	0	0	0	0	0	0
Production of Bee-	0	0	0	0	0	0	0	0	0	0

Thematic area	No. of courses	Participants								
		Others			SC/ST			Grand Total		
		Male	Female	Total	Male	Female	Total	Male	Female	Total
colonies and wax sheets										
Small tools and implements	0	0	0	0	0	0	0	0	0	0
Production of livestock feed and fodder	0	0	0	0	0	0	0	0	0	0
Production of Fish feed	0	0	0	0	0	0	0	0	0	0
Mushroom Production	0	0	0	0	0	0	0	0	0	0
Apiculture	0	0	0	0	0	0	0	0	0	0
Total	1	30	0	30	3	0	3	33	0	33
XII Agril Economics										
Processing and Value addition	5	109	0	109	22	0	22	131	0	131
Entrepreneurship Development	6	220	3	223	0	25	25	220	28	248
Agricultural Extension	3	93	12	105	0	0	0	93	12	105
Capacity Building and Group Dynamics	3	61	0	61	27	0	27	88	0	88
Farm Implements	2	48	76	124	0	0	0	48	76	124
Total	19	531	91	622	49	25	74	580	116	696
GRAND TOTAL	141	3697	921	4606	593	312	905	4275	1237	5562

Training for Rural Youths including sponsored training programmes (On campus)

Area of training	No. of Courses	No. of Participants								
		General/ Others			SC/ST			Grand Total		
		Male	Female	Total	Male	Female	Total	Male	Female	Total
Nursery Management of Horticulture crops	0	0	0	0	0	0	0	0	0	0
Training and pruning of orchards	0	0	0	0	0	0	0	0	0	0
Protected cultivation of vegetable crops	0	0	0	0	0	0	0	0	0	0
Commercial fruit production	0	0	0	0	0	0	0	0	0	0
Integrated farming	0	0	0	0	0	0	0	0	0	0
Seed production	3	37	0	37	0	0	0	37	0	37
Production of organic inputs	0	0	0	0	0	0	0	0	0	0
Planting material production	0	0	0	0	0	0	0	0	0	0
Vermi-culture	0	0	0	0	0	0	0	0	0	0
Mushroom Production	0	0	0	0	0	0	0	0	0	0
Bee-keeping	0	0	0	0	0	0	0	0	0	0

Area of training	No. of Courses	No. of Participants								
		General/ Others			SC/ST			Grand Total		
		Male	Female	Total	Male	Female	Total	Male	Female	Total
Sericulture	0	0	0	0	0	0	0	0	0	0
Repair and maintenance of farm machinery and implements	0	0	0	0	0	0	0	0	0	0
Value addition	0	0	0	0	0	0	0	0	0	0
Small scale processing	2	18	17	35	9	10	19	27	27	54
Post Harvest Technology	0	0	0	0	0	0	0	0	0	0
Tailoring and Stitching	0	0	0	0	0	0	0	0	0	0
Rural Crafts	0	0	0	0	0	0	0	0	0	0
Production of quality animal products	0	0	0	0	0	0	0	0	0	0
Dairying	0	0	0	0	0	0	0	0	0	0
Sheep and goat rearing	0	0	0	0	0	0	0	0	0	0
Quail farming	0	0	0	0	0	0	0	0	0	0
Piggery	0	0	0	0	0	0	0	0	0	0
Rabbit farming	0	0	0	0	0	0	0	0	0	0
Poultry production	0	0	0	0	0	0	0	0	0	0
Ornamental fisheries	0	0	0	0	0	0	0	0	0	0
Composite fish culture	0	0	0	0	0	0	0	0	0	0
Freshwater prawn culture	0	0	0	0	0	0	0	0	0	0
Shrimp farming	0	0	0	0	0	0	0	0	0	0
Pearl culture	0	0	0	0	0	0	0	0	0	0
Cold water fisheries	0	0	0	0	0	0	0	0	0	0
Fish harvest and processing technology	0	0	0	0	0	0	0	0	0	0
Fry and fingerling rearing	0	0	0	0	0	0	0	0	0	0
Any other IPM	1	0	24	24	0	2	2	0	26	26
Any other (Weed management)	1	17	0	17	1	0	1	18	0	18
TOTAL	4	72	41	113	10	12	22	82	53	135

Training for Rural Youths including sponsored training programmes (Off campus)

Area of training	No. of Courses	No. of Participants								
		General/ Others			SC/ST			Grand Total		
		Male	Female	Total	Male	Female	Total	Male	Female	Total
Nursery Management of Horticulture crops	0	0	0	0	0	0	0	0	0	0
Training and pruning of orchards	0	0	0	0	0	0	0	0	0	0
Protected cultivation of vegetable crops	0	0	0	0	0	0	0	0	0	0
Commercial fruit production	0	0	0	0	0	0	0	0	0	0
Integrated farming	0	0	0	0	0	0	0	0	0	0
Seed production	1	14	0	14	1	0	1	15	0	15
Production of organic inputs	0	0	0	0	0	0	0	0	0	0
Planting material production	0	0	0	0	0	0	0	0	0	0
Vermi-culture	0	0	0	0	0	0	0	0	0	0
Mushroom Production	0	0	0	0	0	0	0	0	0	0
Bee-keeping	0	0	0	0	0	0	0	0	0	0
Sericulture	0	0	0	0	0	0	0	0	0	0
Repair and maintenance of farm machinery and implements	0	0	0	0	0	0	0	0	0	0
Value addition	0	0	0	0	0	0	0	0	0	0
Small scale processing	0	0	0	0	0	0	0	0	0	0
Post Harvest Technology	0	0	0	0	0	0	0	0	0	0
Tailoring and Stitching	0	0	0	0	0	0	0	0	0	0
Rural Crafts	0	0	0	0	0	0	0	0	0	0
Production of quality animal products	0	0	0	0	0	0	0	0	0	0
Dairying	0	0	0	0	0	0	0	0	0	0
Sheep and goat rearing	0	0	0	0	0	0	0	0	0	0
Quail farming	0	0	0	0	0	0	0	0	0	0
Piggery	0	0	0	0	0	0	0	0	0	0
Rabbit farming	0	0	0	0	0	0	0	0	0	0
Poultry production	0	0	0	0	0	0	0	0	0	0
Ornamental fisheries	0	0	0	0	0	0	0	0	0	0
Composite fish culture	0	0	0	0	0	0	0	0	0	0
Freshwater prawn culture	0	0	0	0	0	0	0	0	0	0
Shrimp farming	0	0	0	0	0	0	0	0	0	0
Pearl culture	0	0	0	0	0	0	0	0	0	0
Cold water fisheries	0	0	0	0	0	0	0	0	0	0
Fish harvest and processing technology	0	0	0	0	0	0	0	0	0	0
Fry and fingerling rearing	0	0	0	0	0	0	0	0	0	0
Any other (income Generation)	1	0	19	19	0	7	7	0	26	26
Entrepreneurship Development	2	61	0	61	0	0	0	61	0	61
TOTAL	4	75	19	94	1	7	8	76	26	102

Training for Rural Youths including sponsored training programmes – CONSOLIDATED (On + Off campus)

Area of training	No. of Courses	No. of Participants								
		General/ Others			SC/ST			Grand Total		
		Male	Female	Total	Male	Female	Total	Male	Female	Total
Nursery Management of Horticulture crops	0	0	0	0	0	0	0	0	0	0
Training and pruning of orchards	0	0	0	0	0	0	0	0	0	0
Protected cultivation of vegetable crops	0	0	0	0	0	0	0	0	0	0
Commercial fruit production	0	0	0	0	0	0	0	0	0	0
Integrated farming	0	0	0	0	0	0	0	0	0	0
Seed production	4	51	0	51	1	0	1	52	0	52
Production of organic inputs	0	0	0	0	0	0	0	0	0	0
Planting material production	0	0	0	0	0	0	0	0	0	0
Vermi-culture	0	0	0	0	0	0	0	0	0	0
Mushroom Production	0	0	0	0	0	0	0	0	0	0
Bee-keeping	0	0	0	0	0	0	0	0	0	0
Sericulture	0	0	0	0	0	0	0	0	0	0
Repair and maintenance of farm machinery and implements	0	0	0	0	0	0	0	0	0	0
Value addition	0	0	0	0	0	0	0	0	0	0
Small scale processing	2	18	17	35	9	10	19	27	27	54
Post Harvest Technology	0	0	0	0	0	0	0	0	0	0
Tailoring and Stitching	0	0	0	0	0	0	0	0	0	0
Rural Crafts	0	0	0	0	0	0	0	0	0	0
Production of quality animal products	0	0	0	0	0	0	0	0	0	0
Dairying	0	0	0	0	0	0	0	0	0	0
Sheep and goat rearing	0	0	0	0	0	0	0	0	0	0
Quail farming	0	0	0	0	0	0	0	0	0	0
Piggery	0	0	0	0	0	0	0	0	0	0
Rabbit farming	0	0	0	0	0	0	0	0	0	0
Poultry production	0	0	0	0	0	0	0	0	0	0
Ornamental fisheries	0	0	0	0	0	0	0	0	0	0
Composite fish culture	0	0	0	0	0	0	0	0	0	0
Freshwater prawn culture	0	0	0	0	0	0	0	0	0	0
Shrimp farming	0	0	0	0	0	0	0	0	0	0
Pearl culture	0	0	0	0	0	0	0	0	0	0
Cold water fisheries	0	0	0	0	0	0	0	0	0	0
Fish harvest and processing technology	0	0	0	0	0	0	0	0	0	0
Fry and fingerling rearing	0	0	0	0	0	0	0	0	0	0
Any other (income Generation)	2	0	43	43	0	9	9	0	52	52
Entrepreneurship Development	3	78	0	78	1	0	1	79	0	79
TOTAL	8	147	60	207	11	19	30	158	79	237

Training programmes for Extension Personnel including sponsored training (on campus)

Area of training	No. of Courses	No. of Participants								
		General/ Others			SC/ST			Grand Total		
		Male	Female	Total	Male	Female	Total	Male	Female	Total
Productivity enhancement in field crops	0	0	0	0	0	0	0	0	0	0
Integrated Pest Management	0	0	0	0	0	0	0	0	0	0
Integrated Nutrient management	0	0	0	0	0	0	0	0	0	0
Rejuvenation of old orchards	0	0	0	0	0	0	0	0	0	0
Protected cultivation technology	0	0	0	0	0	0	0	0	0	0
Production and use of organic inputs	1	0	60	60	0	5	5	0	65	65
Care and maintenance of farm machinery and implements	0	0	0	0	0	0	0	0	0	0
Gender mainstreaming through SHGs	0	0	0	0	0	0	0	0	0	0
Formation and Management of SHGs	0	0	0	0	0	0	0	0	0	0
Women and Child care	0	0	0	0	0	0	0	0	0	0
Low cost and nutrient efficient diet designing	0	0	0	0	0	0	0	0	0	0
Group Dynamics and farmers organization	0	0	0	0	0	0	0	0	0	0
Information networking among farmers	0	0	0	0	0	0	0	0	0	0
Capacity building for ICT application	0	0	0	0	0	0	0	0	0	0
Management in farm animals	0	0	0	0	0	0	0	0	0	0
Livestock feed and fodder production	1	7	6	13	2	0	2	9	6	15
Household food security	1	0	21	21	0	25	25	0	46	46
Agricultural Extension	2	73	0	73	0	0	0	73	0	73
TOTAL	5	80	87	167	2	30	32	82	117	199

Training programmes for Extension Personnel including sponsored training (off campus)

Area of training	No. of Courses	No. of Participants								
		General/ Others			SC/ST			Grand Total		
		Male	Female	Total	Male	Female	Total	Male	Female	Total
Productivity enhancement in field crops	1	27	3	30	5	1	6	31	5	36
Integrated Pest Management	0	0	0	0	0	0	0	0	0	0
Integrated Nutrient management	0	0	0	0	0	0	0	0	0	0
Rejuvenation of old orchards	1	24	2	26	0	0	0	24	2	26
Protected cultivation technology	0	0	0	0	0	0	0	0	0	0
Production and use of organic inputs	0	0	0	0	0	0	0	0	0	0
Care and maintenance of farm machinery and implements	0	0	0	0	0	0	0	0	0	0
Gender mainstreaming through SHGs	0	0	0	0	0	0	0	0	0	0
Formation and Management of SHGs	0	0	0	0	0	0	0	0	0	0
Women and Child care	0	0	0	0	0	0	0	0	0	0
Low cost and nutrient efficient diet designing	0	0	0	0	0	0	0	0	0	0
Group Dynamics and farmers organization	0	0	0	0	0	0	0	0	0	0
Information networking among farmers	0	0	0	0	0	0	0	0	0	0
Capacity building for ICT application	0	0	0	0	0	0	0	0	0	0
Management in farm animals	0	0	0	0	0	0	0	0	0	0
Livestock feed and fodder production	0	0	0	0	0	0	0	0	0	0
Household food security	3	0	58	58	0	37	37	0	95	95
Any other (pl.specify)	0	0	0	0	0	0	0	0	0	0
TOTAL	5	51	63	114	5	38	43	55	102	157

Training programmes for Extension Personnel including sponsored training – CONSOLIDATED (On + Off campus)

Area of training	No. of Courses	No. of Participants								
		General/ Others			SC/ST			Grand Total		
		Male	Female	Total	Male	Female	Total	Male	Female	Total
Productivity enhancement in field crops	1	27	3	30	5	1	6	31	5	36
Integrated Pest Management	0	0	0	0	0	0	0	0	0	0
Integrated Nutrient management	0	0	0	0	0	0	0	0	0	0
Rejuvenation of old orchards	1	24	2	26	0	0	0	24	2	26
Protected cultivation technology	0	0	0	0	0	0	0	0	0	0
Production and use of organic inputs	1	0	60	60	0	5	5	0	65	65
Care and maintenance of farm machinery and implements	0	0	0	0	0	0	0	0	0	0
Gender mainstreaming through SHGs	0	0	0	0	0	0	0	0	0	0
Formation and Management of SHGs	0	0	0	0	0	0	0	0	0	0
Women and Child care	0	0	0	0	0	0	0	0	0	0
Low cost and nutrient efficient diet designing	0	0	0	0	0	0	0	0	0	0
Group Dynamics and farmers	0	0	0	0	0	0	0	0	0	0

Area of training	No. of Courses	No. of Participants								
		General/ Others			SC/ST			Grand Total		
		Male	Female	Total	Male	Female	Total	Male	Female	Total
organization										
Information networking among farmers	0	0	0	0	0	0	0	0	0	0
Capacity building for ICT application	0	0	0	0	0	0	0	0	0	0
Management in farm animals	0	0	0	0	0	0	0	0	0	0
Livestock feed and fodder production	1	7	6	13	2	0	2	9	6	15
Household food security	4	0	79	79	0	62	62	0	141	141
Any other (pl.specify)	2	73	0	73	0	0	0	73	0	73
TOTAL	10	131	150	281	7	68	75	137	219	356

Sponsored training programmes

Area of training	No. of Courses	No. of Participants								
		General/ Others			SC/ST			Grand Total		
		Male	Female	Total	Male	Female	Total	Male	Female	Total
Crop production and management	0	0	0	0	0	0	0	0	0	0
Increasing production and productivity of crops	7	571	67	638	48	21	69	620	87	77
Production and value addition	0	0	0	0	0	0	0	0	0	0
Fruit Plants	0	0	0	0	0	0	0	0	0	0
Ornamental plants	0	0	0	0	0	0	0	0	0	0
Spices crops	0	0	0	0	0	0	0	0	0	0
Soil health and fertility management	0	0	0	0	0	0	0	0	0	0
Production of Inputs at site	0	0	0	0	0	0	0	0	0	0
Methods of protective cultivation	0	0	0	0	0	0	0	0	0	0
Others (pl. specify)	0	0	0	0	0	0	0	0	0	0
Total	7	571	67	638	48	21	69	620	87	77
Post harvest technology and value addition	0	0	0	0	0	0	0	0	0	0
Processing and value addition	0	0	0	0	0	0	0	0	0	0
Others (pl. specify)	0	0	0	0	0	0	0	0	0	0
Total	0	0	0	0	0	0	0	0	0	0
Farm machinery	0	0	0	0	0	0	0	0	0	0
Farm machinery, tools and implements	0	0	0	0	0	0	0	0	0	0
Others (pl. specify)	0	0	0	0	0	0	0	0	0	0
Total	0	0	0	0	0	0	0	0	0	0
Livestock and fisheries	0	0	0	0	0	0	0	0	0	0
Livestock production and management	0	0	0	0	0	0	0	0	0	0
Animal Nutrition Management	0	0	0	0	0	0	0	0	0	0
Animal Disease Management	0	0	0	0	0	0	0	0	0	0
Fisheries Nutrition	2	12	0	12	40	0	40	52	0	52
Fisheries Management	0	0	0	0	0	0	0	0	0	0
Others (pl. specify)	0	0	0	0	0	0	0	0	0	0
Total	2	12	0	12	40	0	40	52	0	52
Home Science	0	0	0	0	0	0	0	0	0	0
Household nutritional security	0	0	0	0	0	0	0	0	0	0
Economic empowerment of women	0	0	0	0	0	0	0	0	0	0
Drudgery reduction of women	0	0	0	0	0	0	0	0	0	0
Others (pl. specify)	0	0	0	0	0	0	0	0	0	0
Total	0	0	0	0	0	0	0	0	0	0
Agricultural Extension	0	0	0	0	0	0	0	0	0	0
Capacity Building and Group Dynamics	1	0	0	0	0	20	20	0	20	20
Others (Income Generation)	13	61	149	210	18	61	79	79	210	289
Total	14	61	149	210	18	81	99	79	230	309
GRAND TOTAL	23	644	216	860	106	102	208	751	317	438

3.5. Extension Programmes

Activities	No. of programmes	No. of farmers	No. of Extension Personnel	TOTAL
Advisory Services (Other than KMAS)	48	5345	20	5365
Diagnostic visits	46	407	17	424
Field Day	06	483	10	493
Group discussions	05	154	15	169
Kisan Ghosthi	12	420	15	435
Film Show	05	250	10	260
Self -help groups	10	215	05	220
Kisan Mela	02	238	10	248
Exhibition	05	3032	35	3067
Scientists' visit to farmers field	05	45	20	65
Animal health camps	05	330	10	340
Farm Science Club	05	115	05	120
Ex-trainees Sammelan	1	48	05	53
Farmers' seminar/workshop	04	295	10	305
Method Demonstrations	17	370	30	400
Celebration of important days	03	246	21	267
Special day celebration	02	103	10	113
Exposure visits	02	40	04	44
Innovative Farmers Meet	1	58	05	63
Farmer Scientist Forum Meet	12	420	15	435
Parthenium Awareness Week	1	208	10	218
Vikasit Krishi Sankalp Abhiyan	90	6783	100	6883
Awareness Program on Soil Testing	05	168	10	178
PM Kisan Sanman Nidhi Program	02	406	20	426
Special day celebration	05	1698	48	1746
Exposure visits	1	15	02	17
Total	300	21892	462	22354

Note- Advisory services includes social media, website, telephonic calls etc.

Details of other extension programmes:

Particulars	Number
Electronic Media (CD./DVD)	2
Extension Literature	11
Newspaper coverage	163
Popular articles	15
Radio Talks	2
TV Talks	2
Animal health camps (Number of animals treated)	140
Social Media (No. of platforms Used)	5
Others (pl. specify)	0
Total	340

3.6 Online activities during year 2025

S. No.	Activity Type	Mode of implementation (Video conferencing / Audio Conferencing / Facebook Live / YouTube Live/ Zoom/ Google meet/ Webex etc.)	Title of Program	No. of Programmes	No. of Participants/ Views
A	Farmers training	-	-	0	0
B	Farmers scientist's interaction programme	-	-	0	0
C	Farmers seminars	-	-	0	0
D	Expert lectures	-	-	0	0
1		Zoom	Webinar on Oil processing	1	43
2		Zoom	Webinar on Spices processing	1	40
	Total			02	83
	Grand Total (A+B+C+D+E)			02	83

3.7. PRODUCTION OF SEED/PLANTING MATERIAL AND BIO-PRODUCTS

Production of seeds by the KVKs

Crop	Name of the crop	Name of the variety	Name of the hybrid	Quantity of seed (q)	Value (Rs)	Number of farmers
Oilseeds						
	Soyabean	AMS-101	AMS-101	58.09	282720	14
	Soyabean	AMS-101	AMS-101	51.00	244800	13
Pulses						
	Red Gram	PDKV-TARA	PDKV-TARA	10.72	75040	10
	Bengal Gram	PDKV-KANAK	PDKV-KANAK	24.68	126039	12
Total				144.49	728599	49

Production of planting materials by the KVK

Crop	Name of the crop	Name of the variety	Name of the hybrid	Number	Value (Rs.)	Number of farmers
Fodder crop	Fodder Crop	Phule Gunwat	-	700	1.5	03
Fodder crop	Fodder Crop	Red Napier	-	10000	1.5	55
Fodder crop	Fodder Crop	Co -5	-	5000	1.5	20
Total				15700	-	78

Production of livestock materials

Particulars of Live stock	Name of the animal / bird / aquatics	Name of the breed	Type of Produce	unit (no./ lit/kg)	Quantity	Value (Rs.)	No. of Farmers
Layers	Poultry Birds	Sonali	Egg & Meat Production	kg	4560	250 per bird	28
Layers	Poultry Birds	Kaveri	Egg & Chicken	Kg	500	250 per bird	02
Fisheries	-	-	-	-	0	-	0
Indian carp	Fish seed	IMC	Fingerlings	No	70000	1.5	35
Total	-	-	-	-	75060	-	65

4. Literature Developed/Published (with full title, author & reference)

A. KVK News Letter ((Date of start, Periodicity, number of copies distributed etc.):

B. Literature developed/published

Item	Citation/ Title	Authors name	Number
Research papers (Give Citation)	“Evaluation of bio-pesticides against ladybird beetle <i>Coccinella transversalis</i> (Fabricius) in high density Planting (HDP) of Bt Cotton”	Pramod Deshmukh	01
Technical reports	PMFME Training Reports	Shubhangi n. Watane	13
News letters			
Technical bulletins			
Popular articles			
Extension literature	Cotton HDPS CS Management leaflets	TS Deshmukh	7
Others (Pl. specify)			
TOTAL			
Research papers (Give Citation)	Research Paper- Analysis of Various Pre Sowing Treatments on Germination Status of <i>Semecapus anacardium</i> Linn published in Multilogic in Science An International Refereed, Peer Reviewed and Indexed Quarterly Journal for Applied Science Vol. No-XV, Issue –XXXXXIV, Page No-91-94 Feb to April 2025.	Kiran S. Chatar, Dr.D.N.Ingole	1
	Research Paper: Evaluation of Bio Pesticide against Lady bird beetle <i>Coccinella transversalis</i> (Fabricus) in High Density Planting (HDP) of Bt Cotton published in International Journal of Agricultural and Food Science (NAAS Rating-4.97 Vol No-7 Issue-10 Page No-406-408 Year-2025	P.V.Deshmukh	1
Technical reports			
News letters	KVK e-News Letter Published Quarterly	Dr.R.L.Kale and all SMS	4
Technical bulletins			
Popular articles	Success Story: Women Entrepreneur Food Processing Vijaymala Ganesh Deshmukh- Food Processing Entrepreneur published in Agro won on 8 March 2025.	S.N.Watane	1
	Success story of Washim Orange Growers achieving bumper targeted yield 35-40 tonnes per ha and supplementing direct marketing and branding under WOW published in Agro won 27 -03-2025.	N.B.Patil	1
	Success Story: HDPS planting system for higher cotton production- Savita Solanke	T.S.Deshmukh	1
	Success story-HDPS cotton technology reduces cost and increases yield –Ritesh Prakash Padar village Wapti.	T.S.Deshmukh	1
	Success Story - A Journey of Women Empowerment	Dr.S.K.Deshmukh	1

	and Agricultural Entrepreneurship : Mrs.Balabai Udhav Sonune submitted to ATARI Pune office on 5 May 2025		
	Success Story- Guruprasad Gruh Udhog by Successful Women Entrepreneur Vijaymala Ganesh Deshmukh documented.	Dr.S.K.Deshmukh	1
	Success Story- Women empowerment and agriculture entrepreneurship of Balabai Udhav Sonune documented	Dr.S.K.Deshmukh	1
	Success Story- Organic Farmer and PDKV Idol Farmer Ravindra Jayaji Gaikwad about Bumper yield of organically grown lemon supported family livelihood published in Lokmat on dated 6 May 2025	Dr.S.K.Deshmukh	1
	Popular Article: Advisory about Rainfall and Agro advisory published in Lokmat on 11 June 2025.	T.S.Deshmukh	1
	Success Story- Women empowerment through natural farming and allied enterprises by Farm lady Bhagyashri Ravindra Gaikwad published in Dainik Mahasamrudhi of dated 9 July 2025.	T.S.Deshmukh	1
	Success Story- Natural Farming Input Production Unit in village Gaiwal proved sustainable role model by Bhagyashri Ravindra Gaikwad Director Panjabrao Deshmukh Bio Resource Center published on 8 July 2025	T.S.Deshmukh	1

	Success Story- KVKs technical backstopping enhances turmeric yield published in Agrowon of dated 23 July 2025	Dr.S.K.Deshmukh	1
	Success Story- Poultry Farming Enterprise supports for poverty alleviation- Kaduji and Sukhdev Chate Bandhu from village Jawala published in Agrowon 5 Aug 2025.	M.S.Deshmukh	1
	Success Story: "Farmer Gajanan Bajad" Netansa turns Master Trainer in Oilseed crops: Safflower farming and Quality Seed Production published in Agrowon 24 Sep 2025.	T.S.Deshmukh	1
	Success Story: Progressive Farmer Rajabhau Ingle Ansing-Adopted Self Sustaining Farming Techniques Published in Agro-one (Technovan) of dated 12 Nov 2025.	Dr.R.L.Kale	1
Extension literature	Extension Literature on Important tips on soybean cultivation -by SMS Plant Protection R.S.Daware circulated on Whatsapp group on dated 26-5-2025	R.S.Daware	1
	Extension literature on Integrated disease management in turmeric and ginger -by SMS Plant Protection R.S.Daware circulated on Whatsapp group on dated 23-5-2025	R.S.Daware	1
	Extension literature on Integrated disease management in pigeon pea crop --by SMS Plant Protection R.S.Daware circulated on Whatsapp group on dated 22-5-2025	R.S.Daware	1
	Extension literature on Importance and methods of seed treatment in kharif crops- by SMS Plant Protection R.S.Daware circulated on Whatsapp group on dated 22-	R.S.Daware	1

	5-2025		
	Extension Literature on Turmeric Rhizome Rot prepared by SMS Plant Protection and circulated on whatsapp group.	R.S.Daware	1
	Extension Literature- Management of Rhizome root and bacterial blight by SMS Plant Protection circulated	R.S.Daware	1
	Extension Literature- Tips for management of turmeric crop during July-Aug period by SMS Plant Protection circulated	R.S.Daware	1
	Extension Literature- Weed management in major kharif crops by SMS Plant Protection circulated	R.S.Daware	1
	Extension Literature- Impertinent tips in soybean cultivation by SMS Plant Protection circulated	R.S.Daware	1
	Extension Literature- Care to be taken while using weedicide by SMS Plant Protection circulated	R.S.Daware	1
	Extension Literature: Management of Rhizome and Stem Root disease in Turmeric and Ginger by SMS Plant Protection R.S.Daware circulated on Whatsapp group	R.S.Daware	1
Others (Pl. specify)	Case Study: Case profile for Global Conference on Women Leadership in Agro Food System: Empowering Women through Collective Agri Entrepreneurship by Balabai Udhav Sonone village Shelgaon Rajgure.	Dr.S.K.Deshmukh	1
Case Study	Case Study: Group Farming Approach: Washim Farmers Leap in Orange Productivity by N.B.Patil and Dr.S.K.Deshmukh.	Dr.S.K.Deshmukh	1

C. Details of Electronic Media Produced

S. No.	Type of media (CD / VCD / DVD/ Audio-Cassette)	Title of the programme	Number
1	CD	Turmeric Cultivation Practices	1
2	CD	Natural Farming Method	1

D. Details of Social Media Platforms Created / Used

S. No.	Type of social media platform	No of events (uploaded video/post/story)	Title of social media	Number of Followers/ Subscribers
1	YouTube Channel (no of video uploaded)	10	Youtube media	32154
2	Facebook page/ Account (no of Post)	79	Facebook posts	3786
3	Mobile Apps	0	0	0
4	Whatsapp groups	256	Whatsapp post	1800
5	Twitter Account	33	Tweets	728
6	Any other (Online meeting)	2	Google meet platform	73

D. Success Stories / Case studies, if any (two or three pages write-up on each case with suitable action photographs. The Success Stories / Case Studies need not be restricted to the reporting period).

1) Group Farming Approach: Washim Farmers Leaps in Orange Productivity

Washim district is now establishing its identity as an orange production hub. Earlier, in traditional farming methods resulted in low productivity. The farmers' economic situation was unsatisfactory, and they faced many difficulties. For boosting the orange industry in the district, it was necessary to integrate knowledge and technology. Accordingly, ten years ago, SMS Horticulture, Krishi Vigyan Kendra (KVK) at Karda-Washim took the initiative to increase orange productivity in the district.

Study of the Problems: Nivruti Patil, the horticulture expert at KVK, visited villages across the district to identify the causes of low productivity. The following key issues were highlighted

- **Negative Mindset:** Farmers had developed a negative attitude, believing that this crop did not yield as much income as pomegranates or other commercial fruits.
- **Lack of Technical Knowledge:** There was a lack of technology, disease-free planting material, nutrient management, irrigation management, and scientific pruning techniques.
- **Traditional Practices:** The planting methods were traditional. Improvements were needed in water and nutrient management.
- **Pest and Disease Issues:** Problems included Phytophthora, black sooty molds, psylla, mites, and other pest and disease issues.
- **Alternate bearing was observed**
- **Post-Harvest Weakness:** Strengthening was needed in post-harvest management, grading, storage, marketing methods, and infrastructure.

Implementation of the Initiative: The KVK initiated group farming across all six talukas of Washim district. The technology dissemination began with one farmer's orchard in Wadji village. Gradually, more and more farmers in the district started responding positively. Group farming, an effective extension methodology for the dissemination of technology, has started at Wadji village with 11 farmer members and gradually reached to 135 farmers in the same village, and also the same initiative was implemented in 9 different orange-growing villages in the district. Over 150 *Shivar feri* and training programs were conducted at the village level, along with 15 block-level workshops, thousands plus farmers' field cum diagnostic visits, 19 online seminars, and demonstrations. Use of social media like Whatsapp, facebook, zoom etc were effective in mass dissemination of technologies along with success stories of farmers.

Key highlights of Gat Sheti (Group Farming)

- Seeing is believing, learning by doing, and Healthy competition among the group members by monthly shivar feri and group meetings cum training
- Follow-up of last month's activities, and plan for next month's activities
- Experience sharing among the group members, which gives directions for do's and don'ts.
- Decision-making by group discussion

Technological Adoption (Key Highlights)

- **The technology was primarily focused on Mrig Bahar (monsoon bloom) fruits.**
- **Raised Bed Method:** In areas with heavy soils, the raised bed method was used for planting to ensure good water drainage. In existing orchards, furrows were made for effective drainage.
- **Water Management:** Small-scale farmers who found the cost of preparing raised beds high were advised to use the raised bed method for only one acre. Ditches were dug on all four sides of the

farm for the proper drainage of excess water. The use of drip irrigation and careful water management significantly reduced the problem of phytophthora.

- **High-Density Planting:** Indo-Israeli method of high-density planting (20 x 10 feet) was adopted. This method allows for approximately 225 trees per acre, compared to the previous traditional method which accommodated only 110 to 120 trees per acre.
- **Quality planting Material:** Farmers started selecting 1.5 to 2-foot tall saplings in bags instead of the previous practice of using 4-foot tall grafts. This resulted in better and faster tree growth. The Nagpuri Santra variety was used, and the saplings were sourced from Dr. Panjabrao Deshmukh Krishi Vidyapeeth, Akola, ensuring their authenticity.
- **Timely Pruning and Stress Management:** Pruning and giving stress (water scarcity) were initiated at specific times
- **Nutrient Management:** Recommended fertilizers were applied in three equal splits (Ambia, Mrig, and Hasta new growth) until the fruit-bearing stage. For orchards in the fruit development stage, the application was started in five splits.
- **Early Production Focus:** Emphasis was placed on making orchards productive by at least fourth year. For such orchards, the focus was on maintaining an adequate number and size of leaves, adequate nutrient storage, and giving water stress for 15 to 45 days based on the soil type.
- **Organic Manure and Biofertilizers:** Emphasis was placed on the use of biofertilizers and organic manure.
- **Pest and Disease Control:** The focus was on preventive measures to control problems like Citrus Psyllid, black fly, thrips, red mites, fruit drop, etc.
- **Effective marketing:** earlier farmers were selling produce in a lump sum (*gutta*) method, directed them to market on a weight basis.

Increased Productivity:

In the year 214-15, the area under orange cultivation in the district was about 1,900 hectares, with a productivity of 9.21 tonnes per hectare. By 2024, the area has reached 12,000 hectares. The KVK's technology has reached about 1,500 farmers. About 20 'Master Farmers' have been trained. Many farmers have achieved a productivity of 35 to 40 tonnes per hectare, while some reaching 50 to 65 tonnes per hectare.

The Brand is Established:

Along with production, marketing also gained momentum. The orange growers established the Navchaitanya Krishi Vikas Farmer Producer Company (FPC), which developed the 'Washim Orange' brand. Direct-to-consumer sales have been initiated for the past two years. Earlier, farmers used to sell their orchards through the 'Hundi' (lumpsum contract) method. Now, they are selling by crate or by weight. Many farmers are beginning to take production from the fourth year of their orchard. Nivruti Patil of KVK stated that farmers in Vidarbha are being inspired by them, and efforts are also underway to boost sales through the renowned companies like Reliance, Tata, Sahyadri.

Farmer Feedback:

Keshavrao Borkar (Wadji, Risod Taluka): Has a six-year-old orchard of two acres based on the Indo-Israeli technique. He has been taking notable production since the third year. In the fifth year, he harvested 33 tonnes (41.25 tonnes/hectare) and 62.4 tonnes in the sixth year from the total area. He has achieved productivity of from 41 tons (5th year) to 75 tons (6th Year) per hectare.

Shivaji Panditrao Borkar (Wadji): Planted 310 saplings in two acres in 218. He has been producing since the fourth year. In that year, he harvested 36.8 tonnes, 43.7 tonnes in the fifth year, and 54.2 tonnes in the sixth year from the total area. He has achieved productivity of 50 to 65 tonnes per hectare.

Gajanan Nivruti Idole (Adoli, Washim Taluka): Has a nine-year-old orchard of 435 trees in two and a half acres. This year, he received 55 tonnes from Mrig Bahar and 7.25 tonnes from Ambia Bahar, totaling 62.25 tonnes. Notably, the orchard has not been unproductive for a single year in the last six years. Pricing: Gajanan's nephew, Nandkishor, said that traders from Akola and local areas are coming to purchase the fruits on site. "This year, we sold the orchard through the 'Hundi' (lumpsum) method for 14.5 lakh." Last year, the price was low, ranging from 10, 20 to 22 per kg, with a maximum of 35. This year, however, the prices are booming, fetching over 35 per kg. A crate of 20 to 22 kg is priced at 700 to 1,100.

Yogesh Motiram Gawande (Karli, Manora Taluka): Planted 430 plants in two acres using the Indo-Israeli method in 219. He took the first harvest in the fourth year, yielding 33.6 tonnes. He sold it at a rate of 811 per crate.

Sharad Waman Khandagale (Goksawangi, Malegaon Taluka): Has a 12-year-old orange orchard of 250 trees in two acres. In the last two years, he has produced 39 to 40 tonnes from two acres. He achieved a productivity of 50 tonnes per hectare. This year, good prices resulted in good income.

Uddhavrao Raut (Wanoja, Mangrulpir Taluka): Has a 20-year-old orchard of four acres with 530 trees. This year, he harvested 102 tonnes of production. He has achieved a productivity of 60 to 63 tonnes per hectare.

➤ **Promoter's Feedback**

Nivrutti Patil, SMS Horticulture and promoter of orange group farming: Positive mindset, integrated approach, collective efforts, and calculative investments have been achieved through the group farming approach, resulting in quality orchard development, early age bearing, quality production and record-breaking productivity with reduced cost of production has been achieved by many farmers and set an ideal example for orange growers. As the farmers are getting good income from orange orchards, the area is also increasing rapidly.

➤ **Guidance:** Farmers received guidance from KVK President Anantrao Deshmukh, Head Dr. Ravindra Kale, Horticulture Expert Nivrutti Patil, and experts from Dr. Panjabrao Deshmukh Krishi Vidyapeeth, including Vice-Chancellor Dr. Sharad Gadakh, Dr. D. M. Panchbhai, Dr. Dinesh Paithankar, Dr. Yogesh Ingle, Dr. Shashank Bharad, and the District Agriculture Department.



2) Transforming Rural Livelihoods through Women-Led Collective Agri-Entrepreneurship

A. From landless labour to chairperson of a women farmers' producer company

B. Profile (in Brief)

- **Name:** Mrs. Balabai Uddhav Sonawane
- **Location:** Shelgaon Rajgure Village, Risod Taluka, Washim District, Maharashtra, India
- **Designation:** Chairperson, Divyaspursh Mahila Shetkari Utpadak Company Ltd.
- **Institutional Linkage:** Krishi Vigyan Kendra (KVK), Washim; UMED–MSRLM; NABARD; IFFCO
- **Enterprise Model:** Women-led Farmers Producer Company (FPC)
- **Year of Establishment:** 26 September 2021
- **Reach:** 1,000+ women farmers and SHG members
- **Core Focus:** Input supply, aggregation, value addition, dairy, convergence-based agribusiness
- **Recognition:** Stri Shakti Puraskar – 2025 (Dr. Panjabrao Deshmukh Krishi Vidyapeeth, Akola)



C. Background / Situation Analysis

Mrs. Balabai Uddhav Sonawane hails from a socio-economically marginalized, landless household in Shelgaon Rajgure village of Washim district. Her early livelihood was confined to manual farm labour and subsistence-level cattle rearing, characterized by:

- Absence of land ownership
- Limited access to capital, markets, and technology
- Dependence on informal labour and middlemen
- Minimal decision-making power and income security

The broader regional context reflected low women participation in organized agri-business, weak market linkages, and limited exposure to scientific farming and enterprise development. These structural constraints necessitated institutional handholding, capacity building, and collectivization to unlock livelihood opportunities for rural women.

D. Catalysts of Change

1. Institutional Capacity Building through KVK Washim

Mrs. Sonawane's transformation began with her engagement with Krishi Vigyan Kendra, Washim, where she underwent structured training programmes in:

- Scientific crop production and sustainable agriculture
- Post-harvest management and value addition

- Agribusiness planning, financial literacy, and marketing
- Women leadership development and SHG strengthening

KVK's continuous mentoring enhanced her technical competence, entrepreneurial mindset, and leadership skills, enabling her transition from wage labour to organized agri-entrepreneurship.

2. Social Mobilization and Leadership Development

Recognizing the collective potential of rural women, she mobilized women farmers under UMED Abhiyan (MSRLM) and formed Self-Help Groups (SHGs). Her leadership capabilities led to her recognition as a Multi-Community Resource Person (MCRP), through which she:

- Facilitated training and awareness programmes
- Promoted women-centric agri-enterprises
- Strengthened SHG governance and financial discipline

E. Pathways to Progress: Women-Led Collective Agri-Entrepreneurship

1. Formation of Women Farmers' Producer Company

To institutionalize women's participation in agri-food value chains, Mrs. Sonawane spearheaded the establishment of Washim district's first Women Farmers' Producer Company:

Divyaspursh Mahila Shetkari Utpadak Company Ltd. (Incorporated on 26 September 2021)

Supported by IFFCO, NABARD, and UMED Mission, the FPC emerged as a women-owned, women-managed agribusiness entity, ensuring economies of scale, market access, and income stability.

2. Strategic Interventions and Business Verticals

a) Agri-Input Supply and Advisory Services

- Timely provision of quality seeds, fertilizers, pesticides, and bio-inputs
- Distribution of farm tools, gunny bags, and implements
- Scientific advisory on INM, IPM, organic and climate-resilient practices

b) Aggregation, Procurement and Market Linkages

- Village-level procurement of soybean, wheat, chickpea, and pigeon pea
- Contract marketing models ensuring fair prices
- NCDEX-linked trading and bulk marketing arrangements

c) Value Addition and Women-Led Processing Units

Women SHGs, supported by the FPC, are engaged in production and marketing of:

- Turmeric powder, chilli powder, papad, pickles, and chutneys
- Milk procurement centre and initiation of dairy-based products
- Branding, packaging, and direct market access through the FPC

Over 500 PMFME beneficiaries have successfully launched micro-enterprises with assured marketing support.

d) Convergence-Based Development Model

- Goat and buffalo distribution (Animal Husbandry Department)
- NABARD-assisted turmeric value chain development
- Induja Women Farmers Dairy: dairy and vermicompost integration
- Establishment of Cleaning & Grading Unit under SMART Project (GoM)

This convergence illustrates multi-institutional synergy for women-centric rural development.

Economic Performance and Outcomes

Within four years of inception, the FPC has demonstrated financial viability and growth:

- Net profit: ₹4–5 lakh (2024–25)
- Consistent increase in annual turnover
- Diversified revenue streams reducing risk
- Generation of local employment and entrepreneurship opportunities

The model has substantially improved women's access to inputs, credit, technology, and organized markets.

Impact on Women Empowerment and Community Development

- Enhanced participation of women in market-oriented agriculture
- Improved financial autonomy and household decision-making
- Strengthened SHG–FPC continuum
- Reduced exploitation by intermediaries
- Creation of a localized women-led agri-enterprise ecosystem

Mrs. Sonawane has redefined rural women's identity—from farm labourers to shareholders, entrepreneurs, and leaders.

Recognition and Accolades

In recognition of her exceptional contribution to women empowerment and agri-entrepreneurship, Mrs. Balabai Uddhav Sonawane was conferred with the:

Stri Shakti Puraskar – 2025. By Dr. Panjabrao Deshmukh Krishi Vidyapeeth, Akola

Future Vision

The FPC envisions scaling up through:

- Establishment of integrated processing clusters (pulses, spices, dairy)
- Development of branded retail outlets and e-commerce platforms
- Promotion of agri-tourism and farmer–consumer connect models
- Expansion to 1,500+ women farmer members
- Entry into export-oriented spice and pulse value chains

With sustained mentoring from KVK Washim, the FPC is poised to become a benchmark women-led agribusiness model for Maharashtra and beyond.

Conclusion

The inspirational journey of Mrs. Balabai Uddhav Sonawane demonstrates that capacity building, collectivization, and institutional handholding can effectively transform marginalized rural women into successful agripreneurs and community change-makers. Her leadership continues to catalyze inclusive growth, gender equity, and resilience within the agri-food systems of Washim district—offering a replicable model for women-led rural transformation globally.



E. Give details of innovative methodology or innovative technology of Transfer of Technology developed and used during the year

KVK Washim has emerged as a frontline extension service center in the district and catering the needs of farming community and extension professional in the operational area. KVK outreach in all the six block of the district are covered through social media apps, community radio station, press release and focus group activities through adopted village/model village concept. Since last back three years KVK has adopted group approach and monthly meetings in orange cluster village Wadaji. Innovative method adopted in Wadaji village includes formation of farmers commodity groups of orange growers who have planted citrus orchards since ten years and new comer farmers who are willing to establish citrus orchards by adopting Indo-Israel technique. KVK scientist visit village once in month and before undergoing technical discussion to collect feedback field visit to best performing orchard where grower explain how he has adopted technologies and its benefits. Similarly visit of all the farmers to non performing orchard is done in presence of KVK experts where in visiting farmers asked question about techniques which he fails to adopt. Ultimately field visit and group discussion helps for experience sharing and queries raised for improvement of orchard condition. In nutshell this method helps to take collective decision for adoption of technology and purchase of inputs at low cost, use of various farm implement on custom hiring basis. Due to collectivization of activities and creating interest and competition among farmers convergence activities are also spearheading in this adopted Wadaji village.

1. Situation analysis/Problem statement:

Washim district in the Vidarbha region has traditionally been known for soybean, cotton and tur crops. In recent years, farmers have shown interest in nutritional and climate-resilient crops, especially Chia (*Salvia hispanica*)—a super-food crop gaining popularity due to its high omega-3 content, dietary fibre, and growing market demand.

Chia cultivation has emerged as a profitable alternative for farmers due to its low inputs requirement, drought tolerance, and premium market price. Beside this Chia has been cultivated farmers preferably alternative to Chick Pea crop. As Chick Pea area is declining due to fusarium wilt problem and climate vulnerability. This case study evaluates the economic viability of chia cultivation in Washim district.

Objectives

1. To study the cost of cultivation of chia in Washim district.
2. To analyze yield, gross return, net return and benefit–cost ratio.
3. To identify constraints faced in chia cultivation and marketing.
4. To suggest strategies for improving profitability and higher adoption.

Plan, Implement and Support

Methodology

- * Study Area: Risod, Washim and Mangrulpir blocks
- * Sample Size: 120 chia growers
- * Data Source: Farmer interviews, focus group discussion, KVK Washim field data, input dealers
- * Tools Used: Cost analysis, gross margin, net profitability and B:C ratio

Background of Chia Cultivation

Chia is a short-duration (100–110 days), water-efficient crop suited to dryland conditions of the district.

Ideal agro-climatic conditions includes:

- * Sandy loam to loamy soils
- * Moderate temperature
- * Low to moderate rainfall
- * Irrigation need: minimal (1–2 lifesaving irrigations)

Chia is cultivated mainly by progressive farmers as:

- * A diversification crop
- * A high-value niche crop for health-food markets
- * A low-risk alternative in water-scarce areas

1. Output:

Table 1. Cost of cultivation of Chia Rs./ha (Based on Washim Conditions)

SN.	ITEM	Unit		Input/ha.	Cost/unit	Total Cost	% to Total Cost
1	2	3		4	5	6	Cost
1	Hired Human Labour	Male	Days	13.06	338.60	4423.69	7.23
		Female	Days	25.89	236.68	6127.86	10.02
		Total	Days	38.96	-	10551.55	17.25
2	Bullock Labour		(Pair days)	3.81	630.92	2403.25	3.93
3	Machine charges		Hours	2.40	-	7182.75	11.74
4	Seed		Kg.	3.50	420.50	1471.75	2.41
5	Manure (FYM)		Qtl.	-	-	-	-
6	Fertilizer	N	Kg.	38.20	24.05	918.68	1.50
		P	Kg.	21.41	30.37	650.20	1.06
		K	Kg.	23.65	46.53	1100.74	1.80
			-	0.00	0.00	2669.62	4.36
7	Irrigation charges	(Rs.)	-	-	-	1831.40	2.99
8	Incidental charges	(Rs.)	-	-	-	465.62	0.76
9	Repairing Charges	(Rs.)	-	-	-	676.78	1.11
10	Plant Protection	(Rs.)	-	-	-	982.38	1.61
11	Working Capital (1 :10)	(Rs.)	-	-	-	28235.10	46.16
12	Interest on working Capital		-	-	-	1694.11	2.77
13	Depreciation	(Rs.)	-	-	-	465.62	0.76
14	Land Revenue	(Rs.)				71.23	0.12
15	COST "A ₁ " (Items 11 to 14)	-	-	-	-	30466.06	49.81

16	Rental Value of leased Land	-	-	-	-	0.00	0.00
17	COST "A ₂ "	-	-	-	-	30466.06	49.81
18	Int. on Fix.Cap. @ 10%	-	-	-	-	1610.17	2.63
19	COST "B ₁ " (Items 15 + 18)	-	-	-	-	3276.23	52.44
20	Rental Value of owned Land	-	-	-	-	23531.91	38.47
21	COST "B ₂ " (Items 19 + 20)	-	-	-	-	55608.13	90.91
22	Family Human Labour	Male	Days	4.7	336.55	1369.76	2.24
		Female	Days	3.45	230.61	795.60	1.30
		Total	Days	7.52			0.00
23	COST "C ₁ "	-	-	-	-	3276.23	52.44
24	COST "C ₂	-	-	-	-	55608.13	90.91
25	10% Cost C ₂ *	-	-	-	-	5560.81	9.09
26	COST "C ₃	-	-	-	-	61168.95	100.00
27	Yield /hectare	(Rs.)		10.95	12985.42	142218.28	
28	Cost of Production	Rs/Q	-	-	5585.11	-	-
	Net return at cost C ₃	Rs/ha	-	-	81049	-	-
	B:C ratio A ₁	4.67	-	-	-	-	-
	B:C ratio B ₁	4.43	-	-	-	-	-
	B:C ratio B ₂	2.56	-	-	-	-	-
	B:C ratio C ₃	2.33	-	-	-	-	-

The per hectare cost of cultivation (Cost C₃) was Rs. 61168.95. This cost substantial covering labour, inputs and overhead cost. The rental value of land (38.47%), Human labour (17.25%) and Machine labour(11.74%) contributed a major component . Among the inputs seed cost stood at Rs. 1471.75 followed by fertilizer (Rs. 2669.62), irrigation charges (Rs. 1831.40) The working capital i.e. Cost A₁ required was Rs. 30466.06 per ha. The cost B₁ i.e. adding interest on fixed capital amounted to Rs. 3276.23 per ha , while inclusion of imputed rental value of land raised the cost B₂ to Rs. 55608.13 . The cost C₁ (included the value of imputed family labour) was Rs. 3276.23. The cost C₂ was Rs. 55608.13As regards of economics of chia production the average yield of was 10.95 q/ha . The per quintal cost of production was calculated at Rs. 5585.11/q. The per hectare gross return was Rs. 142218.28. The net returned received by the farmer was Rs. 81049. The table conclude that the production of chia was economically profitable

Sensitivity Analysis

10% Yield Reduction	72945
10% Price Reduction	72945
15% Increase in Cost	70343
Low Market Price (□10,000/q)	48332

Even in unfavorable conditions, chia remains economically viable

Outcome:

Chia cultivation in Washim district shows high economic potential, offering a profitable alternative to conventional crops. With a net return of Rs.81049/ha and a B:C ratio of 4.67 for cost A1, and cost C3 is Rs.81049/ha and B:C ratio is 2.33.

Constraints Identified

8.1 Production Constraints

- * Lack of local seed availability
- * Lack of technical know-how on package of practices and nutrient management
- * Lodging due to high winds
- * Very limited availability of crop-specific agro-chemicals
- * Proper dimension Cleaning and grading sieves are not available at farmer level.

8.2 Marketing Constraints

- * High transportation cost to Pune/Mumbai markets
- * Price fluctuation due to demand from health-food companies
- * Middlemen influence on pricing

Impact:

Chia has proven to be economically attractive prone areas. Strengthening supply chain, establishing local markets, and providing technical support can accelerate adoption and further increase profitability. It improve the standard of living of farmer.



Figure 1 Chia Plot Demonstration at adopted village Goksawangi (Rekhatai Wankhade's field)

E. Give details of innovative methodology or innovative technology of Transfer of Technology developed and used during the year

F. Give details of indigenous technology practiced by the farmers in the KVK operational area which can be considered for technology development (in detail with suitable photographs)

S. No.	Crop / Enterprise	ITK Practiced	Purpose of ITK

5.1. Indicate the specific training need analysis tools/methodology followed for

A. Practicing Farmers

a) Participatory approach involving village meetings b) Group discussions with farmers, C) Field visits d) Identification of major production constraints.

Farmers prioritize problems through matrix ranking and seasonal analysis to determine training needs in crop production, livestock, fisheries, etc.

B. Rural Youth

a) Assessment of youth interest b) Available resources, and employment opportunities through surveys and group discussions. C) Skill gap identification helps design capacity-building programmes for agri-entrepreneurship, self-employment, and vocational training.

C. In-service personnel

a) Needs identified through consultation with department officials, subject matter specialists, and review of existing extension gaps.

b) Expert opinions and feedback from field staff help design refresher courses, technical updates, and capacity building programmes.

Training needs are identified using a participatory and multi-method approach involving PRA, interviews, surveys, consultations with experts, and field observations to ensure that training programmes for farmers, rural youth, and extension personnel are need-based, location-specific, and demand-driven.

5.2. Indicate the methodology for identifying OFTs/FLDs

For OFT:

- i) PRA
- ii) Problem identified from Matrix
- iii) Field level observations
- iv) Farmer group discussions
- v) Others if any

For FLD:

- i) New variety/technology
- ii) Poor yield at farmers level
- iii) Existing cropping system
- iv) Others if any

5.3. Field activities

i. Name of villages identified/adopted with block name (from which year) – 2025-26

Sr.No	Village Name	Taluka/Block	Concerned Scientist Name
1	Shelgaon Ghuge	Washim	Dr.Ravindra L.Kale
2	Dapuri Khurd	Risod	Dr.S.K.Deshmukh
3	Ekamba	Malegaon	Mr.T.S.Deshmukh
4	Netansa	Risod	Mr.R.S.Daware
5	Goksawangi	Malegaon	Dr.D.N.Ingole
6	Shelgaon Rajgure	Risod	Shubhangi Watane
7	Bhaurad	Malegaon	Mr.M.S.Deshmukh
8	Nandhana	Risod	Mr.N.B.Patil

- ii. No. of farm families selected per village : 150**
- iii. No. of survey/PRA conducted : 1**
- iv. No. of technologies taken to the adopted villages: 15**
- v. Name of the technologies found suitable by the farmers of the adopted villages**
Integrated Farming System approach
- vi. Impact (production, income, employment, area/technological– horizontal/vertical)**
Impact study of FLD on turmeric was carried out where percent increase in yield was 25% and increase in yield over farmers practice was 7.2 q/h area under turmeric technology horizontal spread has increase from 12 ha to 230 ha. in the village where impact change 65%.
- vii. Constraints if any in the continued application of these improved technologies**
 - a. Inadequate knowledge on pest and disease management**
 - b. Failure of seasonal rainfall**
 - c. High cost of labour**
 - d. High cost of inputs**
 - e. Inadequate credit facilities**

6. LINKAGES

A. Functional linkage with different organizations

Name of organization	Nature of linkage
IMD NewDelhi	DAMU
ICAR CICR Nagpur	SPC project
Dr.PDKV Akola	Collaborative training and technical backstopping, Farmer Scientist Forum Meeting, IDOL Farmer, Participation in Agrotech etc.
Agricultural Research Station (NARP) Washim	Training and demonstration, Adopted village and Participation in various Extension programmes
Agriculture Department	PMFME Training, PoCRA Training, Soil health card, training and demonstration
ATMA Washim	Training, Exhibition, FFS, Field day, Natural Farming Training, SREP and Workshops
District Animal Husbandry Department	Technically guidance, Collaboration Animal Health Camps and Vaccination
NABARD	FPO project, formation of new FPO's and CAT Exposure Visit
PoCRA Phase-II	Sarpanch training and PRI Members training
VANAMATI Nagpur	DAESI and STRY training programmes
MANAGE Hyderabad	DAESI and AC&ABC training
District Industries centre	Self-employment generation scheme and Various training programs
Sericulture department	Training and demonstration of sericulture activities
DD Kisan	Live telecast of Success Stories Desh Ki Farm Lady
DD Sahyandri	Live telecast of Success Stories and Documentry
Skill development and enterprenurship department	TI and VTP and various extension programme
IMD-RMC Nagpur	Mobile advisory services
MCED	Entrepreneurship training
Zillah Parishad Panchayat Division	RGSA Training Program
NFDB Hyderabad	Training and demonstration of fisheries activities
YASHADA Pune	Nodal Institute for RGSA Program
District Soil survey and Soil testing officer	Implementation of soil health card programme
District Industries Center	Entrepreneurship Training program
MSRLM	Farm labour and Womens training programme
Panchayat Samiti Risod	Joint implementation of various training
College of Agriculture Risod	Joint implementation of various activities
Common Service Center	Agri- telecommunication centers

NB: - The nature of linkage should be indicated in terms of joint diagnostic survey, joint implementation, participation in meeting, contribution received for infrastructural development, conducting training programmes and demonstration or any other

B. List special programmes undertaken by the KVK and operational now, which have been financed by State Govt./Other Agencies

Name of the scheme	Date/ Month of initiation	Funding agency(State Govt./Other Agencies)	Amount (Rs.)
KRISHIONNATI 4138	Jun.24	MoAFW NFSM	2059500
NFSM FLD		CICR Nagpur	271000
DAESI Training	29 March-2025	VANAMATI Nagpur	8.30
RGSA Training	Jan-Dec 2025	YASHADA Pune	15.00
PMFME Training	Jan-Dec 2025	DSAO Washim	3.00

C. Details of linkage with ATMA

a) Is ATMA implemented in your district Yes/No
 If yes, role of KVK in preparation of SREP of the district?
 coordination activities between KVK and ATMA

S. No.	Programme	Particulars	No. of programmes attended by KVK staff	No. of programmes Organized by KVK	No of Farmers attending
1	Meetings	-	12	03	145
02	Research projects				
03	Training programmes	DAESI Training	0	1	40
		03	00	03	120
		12	00	12	120
04	Demonstrations	0	0	0	0
05	Extension Programmes				
	KisanMela	-	0	1	321
	Technology Week	-	0	0	0
	Exposure visit	-	0	0	0
	Exhibition	-	1	0	326
	Soil health camps	-	0	0	0
	Animal Health Campaigns	-	0	0	0
06	Publications	0	0	0	0
	Video Films	0	0	0	0
	Books	0	0	0	0
	Book chapter	0	0	0	0
	Extension Literature	0	0	0	0
	Pamphlets	0	0	0	0
07	Other Activities (Pl.specify)	0	0	0	0
	Watershed approach	0	0	0	0
	Integrated Farm Development	0	0	0	0
	Agri-preneurs development	0	0	0	0

D. Give details of programmes implemented under National Horticultural Mission

S. No.	Programme	Nature of linkage	Funds received if any Rs.	Expenditure during the reporting period in Rs.	Constraints if any
0	0	0	0	0	0

E. Nature of linkage with National Fisheries Development Board

S. No.	Programme	Nature of linkage	Funds received if any Rs.	Expenditure during the reporting period in Rs.	Remarks
0	0	0	0	0	0

F. Details of linkage with RKVY (Skill development/RPL)

S. No.	Programme	Nature of linkage	Funds received if any Rs.	Expenditure during the reporting period in Rs.	Remarks
0	0	0	0	0	0

G. Details of linkage with PKVY (Paramparagat Krishi Vikas Yojana)

S. No.	Programme	Nature of linkage	Funds received if any Rs.	Expenditure during the reporting period in Rs.	Remarks
0	0	0	0	0	0

H. Details of linkage with NFSM

S. No.	Programme	Nature of linkage	Funds received if any Rs.	Expenditure during the reporting period in Rs.	Remarks
1	CFLD FLD	Nodal Agency	514875	2059500	CFLD FLD

I. Details of linkage with SMAF (Sub-mission on Agroforestry)

S. No.	Programme	Nature of linkage	Funds received if any Rs.	Expenditure during the reporting period in Rs.	Remarks
0	0	0	0	0	0

7. Convergence with other agencies and departments:

8. Innovative Farmers Meet

S. N	Particulars	Details
	Have you conducted Farm Innovators meet in your district?	Yes
1	<p>Brief report in this regard :</p> <p>On the occasion of the 97th Foundation Day of the Indian Council of Agricultural Research, New Delhi, a dialogue program with natural farming–trained Krishi Sakhis and an input distribution program for Nutrition Kitchen Garden baseline crop demonstrations was organized by the Krishi Vigyan Kendra Washim on Wednesday, 16 July 2025.</p> <p>The program was chaired by Dr. R. L. Kale, Senior Scientist and Head of Krishi Vigyan Kendra, Washim. On this occasion, Anisa Mahabale, Project Director of ATMA Washim, KVK scientists Dr. S. K. Deshmukh and Shubhangi Watane, as well as Sandeep More from the ATMA office, were prominently present.</p>	

9. Farmers Field School (FFS)

S. No	Thematic area	Title of the FFS	Budget proposed in Rs.	Expenditure	Brief report
0	0	0	0	0	0

10.1. Technical Feedback of the farmers about the technologies demonstrated and assessed:

Crop Production

1. In the INM practice with presowing seed treatment , the biofertilizer treatment in Chickpea crop gave 9.9% higher yield over farmers regular practice without seed trt.
2. Improved variety use in Wheat var. MACS 6478 gave 36 % higher yield than local cultivated variety of farmer
3. In the INM practice with pre sowing seed treatment, the bio fertilizer treatment in Soybean crop gave 11% higher yield over farmer’s regular practice without seed trt.
4. In the INM practice with pre sowing seed treatment, the bio fertilizer treatment in Pigeon pea crop gave 11.8% higher yield over farmer’s regular practice without seed trt.
5. Integrated Crop management with improved var. use in Linseed (Var. NL260), Safflower (Var. ISF764), Groundnut (Var. TAG73) & Soybean (var. PDKV Amba & KDS992) gave 14.5,18, 15.4 & 33% more yield over the farmer’s local practice.
6. Improved Chickpea Var. PDKV Kanak with better wilt resistant trait gave 12.6% more yield over local variety JAKI9218.
7. In cotton crop, improved weed management practice with Parthiobac sodium 6%EC+Quialofop ethyl 4% EC as Post emergence at 20DAS fb hoeing at 30 DAS for better weed control & higher yield in cotton.
8. In Pigeon pea crop, farmers realized the importance of recommended improved variety GRG 152 for higher yields & wilt resistance.
9. In Soybean crop, farmer realized the potential application of Spraying 15 ppm Gibberellic acid 8.3 gm (90% ai.)/ha at flowering - pod filling stage for better crop yields.

Horticulture

1. Assessment on Integrated Nutrient Management in Mandarin for improvement of fruit quality and yield :

This technology of 5 Split application of RDF and Bio fertilizers is highly beneficial for the overall health of plants, and as a result, the yield and quality of fruits were improved. At the same time, the regularity of fruiting in consecutive years is also improved. Because of healthy plant development, the pest and disease infestation was found low or minimal as compared with traditional practice

2. Demonstration on Direct sowing of onion by onion seeder in Late kharif season:-

From last three years, farmers are following this technology of direct sowing rather than nursery raising and transplanting. The labor cost required towards transplanting were also reduced and overcome the problem of labor availability. The time period of crop were also reduced by 30 to 40 days.

Animal Science

OFT -1

Supplementation of 3% linseed oil in the diet of Giriraja poultry birds.

- Farmers observed improvement in growth rate and body weight of Giriraja birds after inclusion of linseed oil in feed.
- Birds appeared healthier with better feather condition and activity.
- Farmers reported better feed utilization and improved egg production in laying birds.
- The technology was found simple and easy to adopt at farm level.
- Farmers showed interest in continuing the use of linseed oil in poultry feed in future.

OFT -2

Assessment study on influence of mineral mixture feeding on crossbred cow.

- Farmers noticed improvement in milk yield and milk quality after regular feeding of mineral mixture.
- Animals showed better health condition, improved appetite and reproductive performance.
- Reduction in problems like repeat breeding and mineral deficiency symptoms was observed.
- Farmers found the practice economical and easy to incorporate in daily feeding.
- Farmers expressed willingness to continue mineral mixture feeding and recommend it to other farmers.

FLD -1

Expansion of area under hybrid Napier DHN – 10 variety for fodder production

- Farmers observed that Hybrid Napier DHN-10 produced higher green fodder yield compared to traditional fodder crops.
- The variety showed fast growth, good tillering and multiple cuttings throughout the year.
- Farmers reported that fodder was highly palatable to cattle and improved milk production.
- The technology helped farmers in reducing fodder shortage during lean periods.
- Farmers expressed interest in expanding the area under DHN-10 fodder cultivation in their farms.

FLD -2

Popularization of silage bag technique for year - round green fodder availability.

- Farmers found the silage bag technique simple and convenient for preserving surplus green fodder.
- The prepared silage had good smell, color and palatability, and animals consumed it readily.
- Farmers reported that silage feeding helped in maintaining milk production during dry fodder scarcity periods.
- The technology helped in reducing wastage of green fodder during peak production season.

Farmers showed willingness to adopt silage bag technique regularly for ensuring year-round fodder availability.

Home Science

1. Super Grain Bag: Farmer reported effective control of storage pests without the use of chemicals, significant reduction in post-harvest losses (5-8%) compared to traditional storage
2. Nutri Garden: Improved household nutritional security through regular availability of fresh vegetables. Reduction in vegetable purchase expenses (Rs. 800-1500 per month approximately)
3. Soya harvesting mittens: Soya harvesting mittens reduce hand injuries, skin irritation during soybean harvesting. Improved work efficiency and comfort, low cost and easy to use

10.2. Technical Feedback from the KVK Scientists (Subject wise) to the research

Institutions/universities:

Crop Production

1. HDPS Cotton technology is time & labour efficient. HDPS technology is feasible till early sowing rainfall permit & if planter is available, mostly farmers follow CS sowing practice

Horticulture

1. Demonstration on Integrated nutrient Management in turmeric: - In recommended practice of application of 200:100:100 NPK along with FYM were demonstrated against the farmers' practice of Gokrupa Amrutam farming system. Here, we observed that the yield and quality were improved along with the reduced cost of production in farmer's practice. Universities need to work on this low cost technology of natural farming

Home Science

1. Development of drudgery-reducing tools and women-friendly technologies for farm women engaged in agricultural and household activities.
2. Development of low-cost packaging and storage technologies to enhance shelf life and marketability of rural food products.
3. Research on nutrient-rich and fortified food products to address anemia and malnutrition among women

11. Technology Week celebration during 2025: Yes/No, If Yes

Period of observing Technology Week: From to 10 to 16 Oct 2025

Online / Offline: Offline

Total number of farmers visited : 540

Total number of agencies involved : 05

Number of demonstrations visited by the farmers within KVK campus: 10

Other Details

Types of Activities	No. of Activities	Number of Farmers	Related crop/livestock technology
Gosthies	06	540	Integrated farming system, natural farming, integrated pest management practices, use ICT in agriculture, soil health management, secondary agriculture
Lectures organized	06	540	Integrated pest management practices, natural farming
Exhibition	1	540	KVK recommended technologies and services
Film show	0	0	
Fair	0	0	
Farm Visit	06	540	KVK instructional farm and seed production program
Diagnostic Practical's	0	0	
Supply of Literature (No.)	02	540	Soil testing, natural farming, NADEP composing, vermi composting
Supply of Seed (q)	10 q	40	soybean
Supply of Planting materials (No.)	0	0	-
Bio Product supply (Kg)	1	50	Trichoderma, PSB, Rhizobium
Bio Fertilizers (q)	1	50	Trichoderma, PSB, Rhizobium
Supply of fingerlings	0	0	
Supply of Livestock specimen (No.)	0	0	
Total number of farmers visited the technology week	-	540	

13. IMPACT

A. Impact of KVK activities (Not to be restricted for reporting period).

Name of specific technology/skill transferred	No. of participants	% of adoption	Change in income (Rs.)	
			Before (Rs./Unit)	After (Rs./Unit)
IPM in cotton	44	57.80	Rs 5600Rs plant protection cost before training	Rs 4900 Rs plant protection cost after training
INM in Nagpur Mandarin	625	62 %	350000 /ha	680000 / ha
Direct sowing of onion by onion seeder in Late kharif season	62	70 %	180000/ ha	270000/ha
Introduction of late kharif onion production technology	185	48%	112000 /ha	230000/ha
Mandarin plantation technology	740	80 %	---	680000 / ha
INM in Nagpur Mandarin	625	62 %	350000 /ha	680000 / ha
Direct sowing of onion by onion seeder in Late kharif season	62	70 %	180000/ ha	270000/ha

NB: Should be based on actual study, questionnaire/group discussion etc. with ex-participants.

IMPACT OF KVK TRAINING ON KNOWLEDGE AND ADOPTION LEVELS OF SOYBEAN GROWERS IN MAHARASHTRA STATE

ABSTRACT

The study was conducted in ten selected villages of Washim District of Maharashtra to study the impact of training programs conducted by KVK, Karda on knowledge and adoption levels of soybean growers. A sample size comprised of 150 trainees and 150 non-trainees from the KVK operated villages. The results of the study revealed that the trainee farmers had greater knowledge and adoption levels on improved soybean cultivation practices than the non-trainee farmers. The knowledge and adoption indices for various soybean cultivation practices were also found to be more for trainee farmers than their counterparts. The impact of training organized by KVK was found to be 48.15 per cent. This indicates that KVK played a significant role in promoting the knowledge and adoption levels of soybean growers.

Keywords : Impact, Training , knowledge level, Adoption level and Soybean growers

INTRODUCTION

Soybean (*Glycine max* L. Merrill) is the world's most important seed legume, which contributes to 25% of the global edible oil and about two-thirds of the world's protein concentrate for livestock feeding. In India, Soybean is cultivated in an area of 11.00 million ha and the production of 9.30 million tonnes with a productivity of 8.65 q / ha under rainfed crop system in Madhya Pradesh, Rajasthan, Karnataka, Chattisgarh and Telengana. There persist wide variation in the productivity ranges from 9.5 q / ha in Karnataka and Chattisgarh to 14.8 q / ha in Telengana. Pricing are to farm level of efficiency. In Maharashtra, soybean is cultivated in an area of 3.73 million ha with production

of 3.94 million tonnes and productivity of 10.55 q / ha with second rank in India (SOPA Databank, 219). However, low productivity of the crop remains a major problem of soybean cultivation.

KVK conducts training programs for farmers to update their knowledge and skill on modern technologies. They provide several farm support activities like providing technology dissemination to farmers training, awareness, etc. They play a vital role in conducting on farm testing to demonstrate location specific agricultural technologies. KVKs conduct demonstrations to prove the potential of various crops at farmers' fields. They also conduct need based training programs for the benefit of farmers and farm women, rural youths. KVKs are creating awareness about improved agricultural technologies through large number of extension programs. KVK, Karda organizes regular training programs for soybean growers on improved soybean production technology. In order to study the impact of training on knowledge and adoption levels of soybean growers, the present study was undertaken.

METHODOLOGY

The study was conducted in Washim district of Maharashtra state during 2018-19. A list of farmers attended training on improved soybean cultivation practices was obtained from KVK, Karda. Out of six taluks of Washim district, three taluks namely, Risod, Washim and Malegaon were selected as these taluks had highest number of soybean trainees. Six villages from Risod, two villages from Washim and two villages from Malegaon were selected based on the availability of maximum number of trainees. The selected villages were Bhapur, Tandalwadi, Belkhed, Gobhani, Warud Tofa and Karda from Risod taluk, Shelgaon bagade and Tiwali from Malegaon taluk, Hiwara rohila and Sawargaon jire from Washim taluk. A sample size of 150 trainee farmers was selected from all these ten villages by following the proportionate random sampling technique and considered as an experimental group. In order to study the impact of training among the trainees, a sample size of 150 non-trainee farmers were also selected to have them as control group. The non-trainees were also selected from the same villages again following the proportionate random sampling method. Thus a total of 300 farmers were selected for the study.

The improved soybean production technologies imparted during training organized by KVK, Karda were selected to study the knowledge and adoption levels of both the trainees and non-trainees. The data were collected with the help of pre-tested and structured interview schedule by personal interview method. Independent 't' test was applied to test the significant difference between mean knowledge and adoption scores of trainees and non-trainees.

The impact index was worked out with the help of following formula.

$$\text{Impact Index} = \frac{[\text{MKI of trainees} - \text{MKI of non- trainees}] [\text{MAI of trainees} - \text{MAI of non- trainees}]}{2}$$

2

MKI - Mean Knowledge Index

MAI - Mean Adoption Index

RESULTS AND DISCUSSION

KNOWLEDGE OF TRAINEE AND NON-TRAINEE FARMERS ON IMPROVED SOYBEAN CULTIVATION PRACTICES

Knowledge was crucial factor for an adoption of an innovation so the extent of knowledge among trainee and non-trainee farmers was studied and the results are presented in table 1.

Table 1 . Distribution of respondents on their knowledge about improved soybean cultivation practices.

S. No.	Category	Trainee farmers (n=150)		Non-trainee farmers (n=150)	
		Number	Per cent	Number	Per cent
1.	Low	-	-	71	47.33
2.	Medium	45	30.00	54	36.00
3.	High	105	70.00	25	16.67
Total		150	100.00	150	100.00
Mean		77.60		45.50	
Difference between the means		32.1			
't' value		34.49**			
** - Significant at 0.1 level of probability					

Table 1 shows that the mean knowledge score of trainee farmers was more than that of non-trainee farmers. Further, the difference between the means of trainee and non-trainee farmers was highly significant. Based on the mean scores, it may be stated that the trainee farmers possessed higher knowledge than non-trainee farmers. Hence, it may be concluded that the trainee farmers were with more knowledge about improved soybean cultivation practices, while the non-trainee farmers were with low knowledge about the same. The general hypothesis on difference between the trainee and non-trainee farmers on their knowledge about improved soybean cultivation practices is supported by this finding.

It may also be seen from table 1 that majority of the trainee farmers (70.00 per cent) were with high level of knowledge, whereas majority of non-trainee farmers (47.33 per cent) were with low level of knowledge. The table further shows that the proportion of respondents found under medium level of knowledge was 30.00 per cent for trainee farmers and 36.00 per cent for non-trainee farmers. No trainee farmer was found to have low level of knowledge.

The trainee farmers have attended training programs organized by Krishi Vigyan Kendra on improved soybean cultivation practices. This would have enabled them to gain more knowledge about soybean cultivation. On the contrary, the non-participation of non-trainee farmers in the training program on soybean cultivation may be the major reason for their lower knowledge.

EXTENT OF ADOPTION:

The adoption level of trainee and non-trainee farmers on improved soybean cultivation practices are presented in table 2.

Table 2. Distribution of respondents on their extent of adoption of improved soybean cultivation practices

S. No.	Category	Trainee farmers (n=150)		Non-trainee farmers (n=150)	
		Number	Per cent	Number	Per cent
1.	Low	17	11.33	84	56.00
2.	Medium	39	26.00	43	28.67
3.	High	94	62.67	23	15.33
Total		150	100.00	150	100.00
Mean		77.30		47.20	
Difference between the means		30.10			
't' value		25.31**			
** - Significant at 0.1 level of probability					

It is interesting to see from table that majority of the trainee farmers (62.67 per cent) were found to be the high adopters of improved soybean cultivation practices, whereas majority of the non-trainee farmers (56.00 per cent) were found to be the low adopters. Around 30.00 per cent of the trainee farmers (26.00 per cent) and non-trainee farmers (28.67 per cent) were found in the medium category. Only less than one-fifths of the non-trainee farmers (15.33 per cent) were high adopters and only 11.33 per cent of non-trainee farmers were low adopters.

The table 2 further shows that the mean score of trainee farmers was more than that of non-trainee farmers. The difference between the means was significant at 5.00 per cent level. Based on the mean scores, it may be concluded that the trainee farmers were high adopters, while the non-trainee farmers were relatively low adopters. This supports the general hypothesis namely there will be difference between the trainee and non-trainee farmers in their adoption levels of improved soybean cultivation practices.

The higher adoption level of trainee farmers compared to their counterparts needs no explanation. The trainee farmers undergone training program on soybean cultivation practices organized by Krishi Vigyan Kendra, they have gained more knowledge from those training programs. The higher knowledge level of respondents coupled with their best extension contact, media exposure, scientific orientation, economic motivation and innovativeness would have enabled the trainee farmers to adopt more practices. On the contrary the non-participation of non-trainee farmers would not have enabled them to acquire knowledge and hence would have led to poor adoption. Similar findings were also reported by Malabasari and Hiremath (216) and Mankar *et. al.*, (214).

IMPACT OF TRAINING

In order to study the impact of training, the mean knowledge and adoption indices were worked out for all the selected technologies. The mean knowledge and adoption indices were also worked out for both the trainees and non-trainees. The results are presented in table3.

Table 3 - Knowledge and adoption indices of trainees and non-trainees for soybean cultivation practices

S. No.	Soybean cultivation practices	Knowledge Index (%)		Adoption Index (%)	
		Trainees (n=150)	Non-trainees (n=150)	Trainees (n=150)	Non-trainees (n=150)
1.	Recommended varieties	100.00	45.33	100.00	42.67
2.	Seed germination test	94.67	14.00	87.33	0
3.	Chemical seed treatment	98.00	34.67	95.33	22.67
4.	Bio-fertilizer seed treatment	98.67	32.00	95.33	22.67
5.	Seed rate	100.00	48.00	100.00	46.67
6.	Spacing	100.00	46.67	100.00	46.67
7.	Broad bed and furrow system	100.00	80.67	100.00	93.33
8.	Weed management	98.67	43.33	92.67	39.33
9.	Application of FYM	100.00	94.67	100.00	71.33
10.	Application of chemical fertilizer	94.67	82.67	98.00	69.33
11.	Pest management	92.00	39.33	90.00	28.00
12.	Disease management	92.00	36.00	90.00	28.00
13.	Time of harvest	100.00	84.00	100.00	73.33
Mean Index		97.59	52.41	96.05	44.92

Knowledge

The mean knowledge index was found to be higher for the trainee farmers (97.59 per cent) rather than non-trainee farmers (52.41 per cent).

The data furnished in table 3 reveals that cent per cent of the trainee farmers had knowledge on the practices namely, recommended varieties, seed rate, spacing, broad bed and furrow system, application of FYM and time of harvest, whereas the corresponding knowledge level for the same practices for the non-trainee farmers were 45.33 per cent, 46.67 per cent and 80.67 per cent, 94.67 per cent and 84.00 per cent respectively.

Table 3 further shows that a vast majority of trainee farmers had knowledge on the remaining practices namely, seed germination test (94.67 per cent), chemical seed treatment (98.00 per cent), bio-fertilizer seed treatment (98.67 per cent), weed management (98.67 per cent), application of chemical fertilizer (94.67 per cent), pest management (92.00 per cent) and disease management (92.00

per cent). In case of non-trainee farmers, less than half the proportion of the respondents had knowledge on recommended varieties (45.33 per cent), seed rate (48.00 per cent), spacing (46.67 per cent) and weed management (43.33 per cent). About 40.00 per cent of the respondents had knowledge on pest management. The practices namely, chemical seed treatment (34.67 per cent), bio-fertilizer seed treatment (32.00 per cent) and disease management (36.00 per cent) were found to be known by only less than 40.00 per cent of the respondents. Only a smaller proportion of the respondents had knowledge on seed germination test (14.00 per cent).

Adoption

The mean knowledge index calculated was greater for the trainee farmers (96.05 per cent) compared to the non-trainee farmers (44.92 per cent).

In case of adoption, the practices namely, recommended varieties, seed rate, spacing, broad bed and furrow system, application of FYM and time of harvest were adopted by all the trainee farmers, whereas in the case of non-trainee farmers, these practices were found to be adopted by 42.67 per cent, 46.67 per cent, 46.67 per cent, 71.33 per cent and 73.33 per cent of the respondents.

Majority of the trainee farmers had adopted the remaining practices namely, seed germination test (87.33 per cent), chemical and bio-fertilizer seed treatment (95.33 per cent), weed management (92.67 per cent), application of chemical fertilizer (98.00 per cent) and pest and disease management (90.00 per cent). In the case of non-trainee farmers, about 70.00 per cent of the farmers adopted application of chemical fertilizer.

Only a lesser proportion of the non-trainee respondents had adopted chemical and bio-fertilizer seed treatment (22.67 per cent) and pest and disease management (28.00 per cent). None of them had adopted the seed germination test.

IMPACT OF TRAINING ON KNOWLEDGE AND ADOPTION OF IMPROVED SOYBEAN CULTIVATION PRACTICES

The mean knowledge and mean adoption indices were calculated for both the trainees and non-trainees and the impact index was also computed. The results are furnished in table4.

Table 4. Impact of training on knowledge and adoption levels of trainee and non-trainee farmers

S. No.	Particulars	Trainees	Non-trainees	Difference
1.	Mean Knowledge Index	97.59	52.41	45.18
2.	Mean Adoption Index	96.05	44.92	51.13
	Total	193.64	97.83	96.31

3.	$\text{Percentage of Impact} = \frac{\text{Sum of differences of indices}}{2}$ $= \frac{96.31}{2}$ $= 48.15$
-----------	--

The impact of training program imparted by the KVK as a whole was computed as the sum total of the differences of both the indices namely, Mean Knowledge Index (MKI) and Mean Adoption Index (MAI) divided by two. The data thus obtained have been presented in table 4.

Table shows that the mean knowledge index and mean adoption index were found to be 98.59 per cent and 96.05 per cent for the trainee farmers, whereas for the non-trainee farmers the mean knowledge index was 52.41 per cent and mean adoption index was 44.92 per cent. It clearly shows that the trainee farmers had greater knowledge and adoption levels compared to the non-trainee farmers.

It could be further observed that there was an impact of KVK training up to 48.15 per cent over the existing knowledge and adoption by the trainee farmers which were found to be substantial over the non-trainee farmers. Therefore it could be stated that there was a remarkable impact of training on those respondents who attended the training program conducted by KVK, Washim in terms of knowledge and adoption of improved soybean cultivation practices as compared to their counterparts.

This shows a positive and significant impact of training programs conducted by KVK on knowledge and adoption levels of trainees. Similar findings were also reported by Savitha Singhal and Lalita Vatta (217), Sowmya and Bindu(217) and Deshmukh et.al.(2020).

CONCLUSION

The study shows that the trainee farmers had greater knowledge and adoption levels with regard to improved soybean cultivation practices compared to the non-trainee farmers who were relatively lesser in their knowledge and adoption levels. The mean knowledge index and mean adoption index were found to be higher for the trainee farmers rather than their counterparts. The impact of KVK training was observed to be 48.15 Per cent. Hence it may concluded that the Krishi Vigyan Kendra contributed positively in enhancing the knowledge and extent of adoption of improved soybean cultivation practices among the trainee farmers. The knowledge imparted during training by KVK scientists and follow up extension activities would have helped in enhancing the knowledge level of trainee farmers and in turn would have led to higher level of adoption of improved soybean production practices. Hence it could be suggested that more number of training programs on soybean production may be organized for all the non-trainee farmers in the KVK operated villages so as to ensure better knowledge and adoption among all the farmers.

REFERENCES

Malabasari, R. T. and Hiremath, U. S. (2016). Effect of krishi vigyan kendra training programmes on knowledge and adoption of home science and agricultural technologies. *J. Farm Sci.*, 29 (2): 251-256.

Mankar, D. M., Wankhade, P. P and N. M. Kale. (2014). Socio-economic impact of improved soybean technology on farmers. *International J. of Exten .Edu.* 10 : 146-152.

Savita Singhal and Lalitha Vatta. (2017). Impact of krishi vigyan kendra on adoption of improved agricultural production practices. *International Journal of Science, Environment and Technology*, 6 (2) : 993-1000.

Sowmya, P. S. and Bindu Podikunju. (2017). Effect of training on knowledge and adoption of value addition. *J. Krishi Vigyan*, 5 (2) : 57-59.

Deshmukh,N.D., Deshmukh,S.K. and R.S.Bhople.(2020). Impact of soybean frontline demonstrations, *Int.J.Curr.Microbiol.App.Sci.*,9(09)xx-xx.

B. Cases of large scale adoption

(Please furnish detailed information for each case) ?

C. Details of impact analysis of KVK activities carried out during the reporting period

The Krishi Vigyan Kendra (KVK), Washim implemented several technology dissemination, capacity building, and demonstration programmes during the reporting period to enhance agricultural productivity, farm income, and livelihood security of farmers in the district. The impact analysis of these activities reflects significant improvements in knowledge, adoption of improved technologies, diversification of farming systems, and development of agri-based enterprises.

1. Capacity Building and Skill Development

KVK-Washim organized various training programmes, demonstrations, field days, and farmer–scientist interactions covering crop production, horticulture, livestock management, fisheries, natural farming, and value addition. Farmers and rural youth gained practical skills in scientific farming practices, integrated nutrient management, pest management, and post-harvest technologies. This enhanced their decision-making ability and encouraged adoption of improved practices at the field level.

2. Technology Adoption and Productivity Enhancement

Front Line Demonstrations (FLDs) and On-Farm Testing (OFTs) conducted by KVK facilitated the introduction of improved crop varieties and production technologies. Farmers reported increased crop productivity and reduced cost of cultivation due to the adoption of improved seed varieties, balanced fertilization, integrated pest management, and efficient water management practices.

3. Promotion of Integrated Farming System (IFS)

KVK promoted Integrated Farming System models integrating crop production with dairy, poultry, goat farming, fisheries, and vermicomposting. These models helped farmers optimize resource utilization, recycle farm waste, and generate multiple sources of income, thereby improving overall farm profitability and resilience.

4. Development of Agri-Entrepreneurship

Through programmes such as ARYA and PMFME, KVK-Washim supported rural youth and women in establishing agri-based enterprises including food processing, seed production, nursery raising, vermicomposting, and value-added products. These initiatives generated employment opportunities and strengthened rural entrepreneurship in the district.

5. Promotion of Natural and Sustainable Farming

KVK-Washim actively promoted natural farming practices through trainings, demonstrations, and establishment of Natural Farming cafeteria plots and a Natural Farming Resource Centre at the KVK campus. Farmers were sensitized about chemical-free agriculture, soil health improvement, and sustainable crop production practices.

6. Strengthening Farmer Linkages and Advisory Services

Regular advisory services through field visits, mobile-based communication, and social media platforms helped farmers receive timely information on crop management, weather advisories, and market opportunities. This strengthened the linkage between research institutions and farming communities.

7. Socio-economic Impact

Overall, the interventions of KVK-Washim contributed to improved farm productivity, diversification of agricultural activities, increased farmer income, and enhanced nutritional security among rural households. The capacity building of women farmers and rural youth also promoted inclusive and sustainable agricultural development in the district.

14. Kisan Mobile Advisory Services

Month	No. of SMS sent	No. of farmers to which SMS was sent	No. of feedback / query on SMS sent
Jan 2025	3	33619	2
Feb 2025	4	33234	0
March 2025	2	33251	0
April 2025	3	22987	3
May 2025	2	21541	0
Jun 2025	3	33219	0
Jul 2025	4	33518	0
Aug 2025	3	33242	0
Sept 2025	2	33464	1
Oct 2025	2	33305	0
Nov. 2025	3	33606	0
Dec. 2025	3	33217	2
	34	378203	8

Name of KVK	Message Type	Type of Messages						
		Crop	Livestock	Weather	Marketing	Awareness	Other enterprise	Total
Washim	Text only	15	3	6	5	3	2	34
	farmers Benefited	180038	44204	58315	46955	22589	26102	378203
	Voice only	0	0	0	0	0	0	0
	farmers Benefited	0	0	0	0	0	0	0
	Voice & Text both	15	3	6	5	3	2	34
	farmers Benefited	180038	44204	58315	46955	22589	26102	378203
	Total Messages	0	0	0	0	0	0	0
	Grant total of farmers Benefited	180038	44204	58315	46955	22589	26102	378203

15. PERFORMANCE OF INFRASTRUCTURE IN KVK

A. Performance of demonstration units (other than instructional farm)

Sl. No.	Demo Unit	Year of establishment	Area (ha)	Details of production			Amount (Rs.)		Remarks
				Variety	Produce	Qty.	Cost of inputs	Gross income	
1	Vermi compost	2016	0.2	-	Compost	27 q	13500	40500	Used in KVK farm
2	Vermi culture	2016	-	Eisenia fetida	Worms	48 Kg	-	33600	Supply to farmers as per demand

B. Performance of instructional farm (Crops) including seed production

Name of the crop	Date of sowing	Date of harvest	Area (ha)	Details of production			Amount (Rs.)		Remarks
				Variety	Type of Produce	Qty.	Cost of inputs	Gross income	
Pulses									
Red Gram	15/08/24	02/02/25	02	PDKV-TARA	Seed	10.72	75040	27040	
Bengal gram	19/11/24	30/02/25	03	PDKV KANAK	Seed	24.68	126039	36039	
Oilseeds									
Soyabean	27/07/25	05/11/25	04	AMS-1001	Seed	58.09	282720	122720	
Soyabean	27/07/25	05/11/25	04	AMS-1001	Seed	51.00	244800	84800	
Spices & Plantation crops									
Others (specify)									

C. Performance of production Units (bio-agents / bio pesticides/ bio fertilizers etc.)

Sl. No.	Bio Products	Name of the Product	Qty (kg/lit)	Amount (Rs.)		Remarks
				Cost of inputs	Gross income	
1.	Bio-Fertilizers	0	0	0	0	0
2.	Bio-Fungicides	0	0	0	0	0
3.	Bio-pesticides	0	0	0	0	0
4.	Bio-Agents	0	0	0	0	0

D. Performance of instructional farm (livestock and fisheries production)

Sl. No	Name of the animal / bird / aquatics	Details of production			Amount (Rs.)		Remarks
		Breed	Type of Produce	Qty.	Cost of inputs	Gross income	
1.	Poultry	Sonali	Dual Propose (Egg & Chicken)	1700	180000	306000	-
2.	Poultry	Kaveri	Dual Propose (Egg & Chicken)	500	40000	90000	-
3.	Goat	Non Descript	Meat	10	50000	70000	-
	Total			2210	270000	466000	-

E. Utilization of hostel facilities

Accommodation available (No. of beds): 24 Beds

Months	No. of trainees stayed	Trainee days (days stayed)	Reason for short fall (if any)
January 2025	19	2	
February 2025	13	2	
March 2025	11	3	
April 2025	14	3	
May 2025	16	2	
June 2025	10	3	
July 2025	13	4	
August 2025	17	3	
September 2025	22	2	
October 2025	18	3	
November 2025	15	4	
December 2025	12	2	

F. Database management

S. No	Period of Database	Database target	Database created

H. Performance of Nutritional Garden at KVK farm

If Nutritional Garden developed at KVK farm/Village Level? Yes/No

If yes,

Nutritional Garden developed at KVK farm

Area under nutritional garden (ha)	Component of Nutritional Garden	No. of species / plants in nutritional garden	No. of farmers visited
0.03	Spinach, Fenugreek, brinjal, Tomato leady finger, Shepu, etc.	12-15 species (seasonal variation)	200-250 (during exposure visits and training)
	Sitafal, ,Guava		
	Drumstick, haatga		

Nutritional Garden developed at Village Level (Area under nutritional garden)

No. of Villages covered	Component of Nutritional Garden	No. of species / plants in nutritional garden	No. of farmers covered
8 -10	Spinach, Fenugreek, brinjal, Tomato leady finger, Shepu, etc.	12-15 species (seasonal variation)	50 farm families
	Sitafal, ,Guava		
	Drumstick, haatga		

17. FINANCIAL PERFORMANCE

A. Details of KVK Bank accounts

Bank account	Name of the bank	Location	Branch code	Account Name	Account Number	MICR Number	IFSC Number
With Host Institute	State Bank of India	Risod	02173	Chairman Suvide Foundation	11577083717	444002726	SBIN0002173
With KVK	State Bank of India	Risod	02173	Chairman Suvide Foundation Krishi Vigyan Kendra	11577083842	44002726	SBIN0002173

B. Utilization of KVK funds during the year 2025-26 (Rs. in lakh) (Till February, 2026)

S. No.	Particulars	Sanctioned	Released	Expenditure
A. Recurring Contingencies				
1	Pay & Allowances	21500000	20345427	21278768
2	Traveling allowances			
3	Contingencies			
A	Stationery, telephone, postage and other expenditure on office running, publication of Newsletter and library maintenance (Purchase of News Paper & Magazines)	848430	848430	735420
B	POL, repair of vehicles, tractor and Equipments			
C	Meals/refreshment for trainees (ceiling upto Rs.40/day/trainee be maintained)			
D	Training material (posters, charts, demonstration material including chemicals etc. required for conducting the training)			
E	Frontline demonstration except oilseeds and pulses (minimum of 30 demonstration in a year)			
F	On farm testing (on need based, location specific and newly generated information in the major production systems of the area)			
G	Training of extension functionaries			
H	Maintenance of buildings			
I	Establishment of Soil, Plant & Water Testing Laboratory			
J	TSP CONTINGENCIES			
TOTAL (A)		22835790	21681217	22467488
B. Non-Recurring Contingencies				
1	Works			
2	Farmers Hostel Renovation of Farmers Hostel	996621	996621	1020000
3	Vehicle (Four wheeler/Two wheeler, please specify)	900000	900000	-
4	Library (Purchase of assets like books & journals)	0	0	0
TOTAL (B)		1896621	1896621	1020000
C. REVOLVING FUND		0	0	0
GRAND TOTAL (A+B+C)		24732411	23577838	23487488

C. Status of revolving fund (Rs. in lakh) for the Five years

Year	Opening balance as on 1 st April	Income during the year	Expenditure during the year	Net balance in hand as on 1 st April of each year
April 2021 to March, 2022	1483124	1366504	1340600	1464028
April 2022 to March 2023	1464028	1645590	1530470	1579148
April 2023 to March 2024	1579148	2245900	2140600	1684448
April 2024 to March 2025	1684448	2354600	2235450	1803598
April 2021 to March, 2022	1483124	1366504	1340600	1464028
April 2025 to March 2026	1464028	2647500	1945200	2166328

17. Details of HRD activities attended by KVK staff during year

Name of the staff	Designation	Title of the training programme	Institute where attended	Mode (Online/Offline)	Dates
TS Deshmukh	SMS Agro	Climate Risk Management	Collectorate Amravati	Offline	24.4.2025
TS Deshmukh	SMS Agro	Pre Kharif Crop Management	PDKV Akola	Offline	4.5.25
TS Deshmukh	SMS Agro	Market oriented Extn.	MANAGE online	Online	26.6.25
Mr. S R Bavaskar	P.A. Computer	Training programme on Innovations in Digital Extension	NAARM, Hyderabad	Offline	17-21 Nov., 2025
Mayur Deshmukh	SMS (Animal Science)	State level training for resource persons on natural farming under national mission on natural farming	Natural Farming Science Univesity, Halol, Gujrat	Offline	23/06/2025 To 26/06/2025
Mayur Deshmukh	SMS (Animal Science)	Fostering sustainable rural development through continued education	BAIF Development Research Foundation, Pune	Online	22/03/2025

18. Details of progress in Doubling Farmers Income (DFI) villages adopted by KVKs

Name of the village	Total No. of families surveyed	Key interventions implemented	No. of farmers covered in each intervention	Change in income (Rs/unit)	
				Before (base year)	After (current year)
Bhaurad	300	IFS Module Seed Production and reduced the cost of cultivation	100	18000	35000
Rohila Hiwara	300	IFS Module Seed Production and reduced the cost of cultivation	100	19500	36000

19. Details of activities planned under NARI /PKVY / TSP / KKA, etc.

S. No.	Name of the programme	No. of villages adopted	Key activities performed	No. of activities carried out	No. of families covered
1	Backyard poultry farming	03	Distribution of sonali poultry birds	03	57

20. Details of Progress of ARYA Project

Name of Enterprise	No of Training Conducted	No of Beneficiaries	No of Extension Activities	No of Beneficiaries	No of Unit established	Change in income		No. Of Groups Formed
						Before (Rs./month)	After Rs/ month	
Freshwater aquaculture	4	34	2	42	16	3500	6800	2
Agro-food processing	2	89	1	89	12	8000	18000	1
Backyard poultry farming	4	73	3	67	28	5000	1250	3

21. Details of Swachhta Action Plan (SAP)

S. No.	Types of major Activity conducted- Swachhta Pakhwada, Cleaning, Awareness Workshop, Microbial based Agricultural Waste Management by Vermicomposting etc.	No. of Programmes conducted	No. of Participants
1	Cleaning, Awareness Workshop, Microbial based Agricultural Waste Management by Vermicomposting etc	8	195

Sr. No	Name of KVK	Date	Activity	No of VIPs	No of Farmers	Others	Total
1	Washim	18/01/2025	Swachhta Pakhwada	01	32	0	32
2	Washim	17/02/2025	Awareness Workshop	01	28	0	28
3	Washim	18/03/2025	Demonstration	01	23	0	23
4	Washim	07/05/2025	Training	01	16	0	16
5	Washim	05/07/2025	Waste management	01	20	0	20
6	Washim	04/08/2025	Group meeting	01	30	0	30
7	Washim	17/09/2025	Compost technology	01	18	0	18
8	Washim	25/09/2025	Awareness	01	28	0	28
9	Washim	12/10/2025	Vermicompost production tech.	0	28	0	28
10	Washim	06/11/2025	Method demo.	02	23	0	23
11	Washim	15/12/2025	Awareness Workshop	01	16	0	16
12	Washim	08/01/2026	MBAWM	01	20	0	20
13	Washim	13/02/2026	Method Demo	01	42	02	44
	Total			13	324	2	326

22. Books published 2025-26

Title of the Book	Authors	ISBN No	Publisher	Pages No	Description/review of the book (one paragraph)
0	0	0	0	0	0

23. Footfall in KVKs

State	Name of KVK	No. of Footfalls			
		Farmers	Officials	VIPs	Total
Maharashtra	Washim	2658	59	05	2722

24. Please include any other important and relevant information which has not been reflected above (write in detail).

Natural Farming Initiative at Krishi Vigyan Kendra, Washim (2025)

During the year 2025, Krishi Vigyan Kendra Washim actively promoted natural farming practices with special emphasis on the preparation and application of Gokrupa Amrutam. Several training programmes and workshops were organized to build the capacity of farmers and grassroots extension workers.

Special capacity-building training programmes for Krishi Sakhis were conducted to enhance their knowledge and practical skills on preparation, application, and benefits of Gokrupa Amrutam in crop production. These trainings focused on soil health improvement, reduction in chemical inputs, and promotion of eco-friendly farming practices.

In addition, awareness workshops and demonstrations were organized for farmers to disseminate the principles of natural farming, including use of indigenous cow-based formulations, on-farm input preparation, and sustainable crop management practices. The programmes helped strengthen the role of Krishi Sakhis as village-level resource persons for promoting natural farming technologies.

Overall, these initiatives contributed to increasing awareness, skill development, and adoption of natural farming practices among farmers in Washim district.

APR SUMMARY
Training Programmes

Clientele	No. of Courses	Male	Female	Total participants
Farmers & farm women	141	4275	1237	5562
Rural youths	08	158	79	237
Extension functionaries	10	137	219	356
Sponsored Training	23	751	317	438
Vocational Training	0	0	0	0
Total	182	5321	1852	6593

1. Frontline demonstrations

Crops/Enterprise	No. of Farmers	Area(ha)	Units/Animals
Oilseeds	589	244	0
Pulses	10	4	0
Cereals	10	4	0
Vegetables	13	2.6	0
Other crops	49	9.57	0
Hybrid crops	0	0	0
Total	671	264.17	0
Livestock & Fisheries	04	60	0
Other enterprises	150	0	0
Total	150	0	0
Grand Total	821	264.17	0

2. Technology Assessment & Refinement

Category	No. of Technology Assessed & Refined	No. of Trials	No. of Farmers
Technology Assessed			
Crops	9	45	96
Livestock	3	21	21
Various enterprises	2	14	14
Total	13	73	124
Technology Refined			
Crops	0	0	0
Livestock	0	0	0
Various enterprises	0	0	0
Total	0	0	0
Grand Total	13	73	124

3. Extension Programmes

Category	No. of Programmes	Total Participants
Extension activities	257	22354
Other extension activities	43	1030
Total	300	23384

Mobile Advisory Services

Name of KVK	Message Type	Type of Messages						Total
		Crop	Livestock	Weather	Marketing	Awareness	Other enterprise	
	Text only	15	3	6	5	3	2	34
	Voice only	0	0	0	0	0	0	0
	Voice & Text both	15	3	6	5	3	2	34
	Total Messages	15	3	6	5	3	2	34
	Total farmers Benefitted	180038	44204	58315	46955	22589	26102	378203

4. Seed & Planting Material Production

	Quintal/Number	Value (Rs.)
Seed (q)	144.49	728599
Planting material (No.)	1500	7500
Bio-Products (kg)	2748	74100
Livestock Production (No.)	2210	46000
Fishery production (No.)	70000	105000

5. Soil, water & plant Analysis

Samples	No. of Beneficiaries	Value (Rs.)
Soil	2536	487200
Water	03	600
Plant	00	00
otal	2539	487800

6. HRD and Publications

Sr. No.	Category	Number
1	Abstract	2
2	Workshops	4
3	Conferences	1
4	Meetings	10
5	Trainings for KVK officials	0
6	Visits of KVK officials	10
7	Book published	1
8	Training Manual	1
9	Book chapters	0
10	Booklet	0
11	Leaflets/ Folder/ Pamphlet	25
12	Research papers	2
13	Technical Bulletin	1
14	Popular article	15
15	Lead papers	0
16	Seminar papers	2
17	Extension folder	11
18	Proceedings	12
19	Award & recognition	2
20	On-going research projects	1
21	Other	0